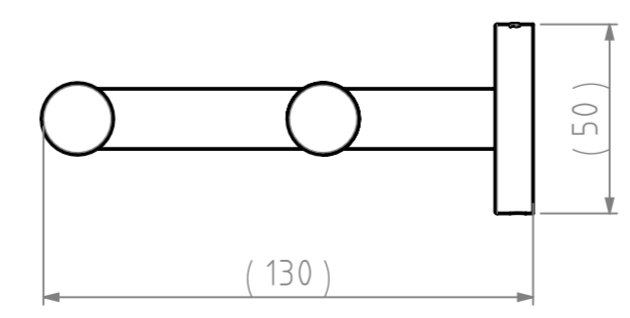
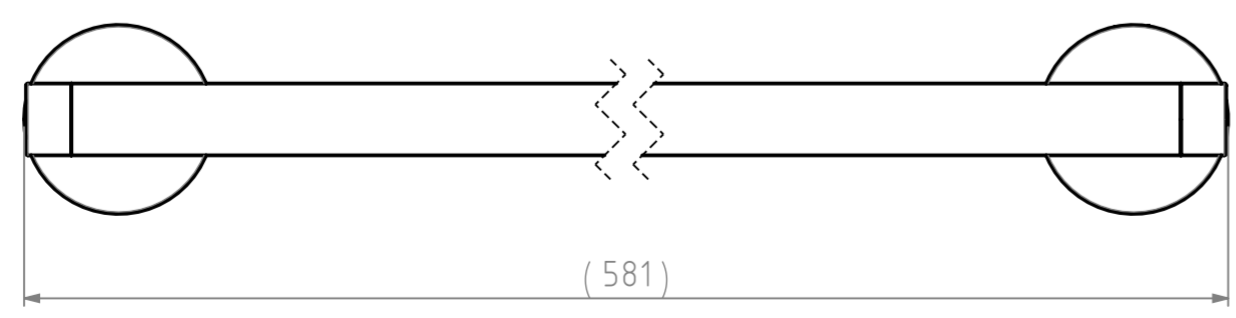
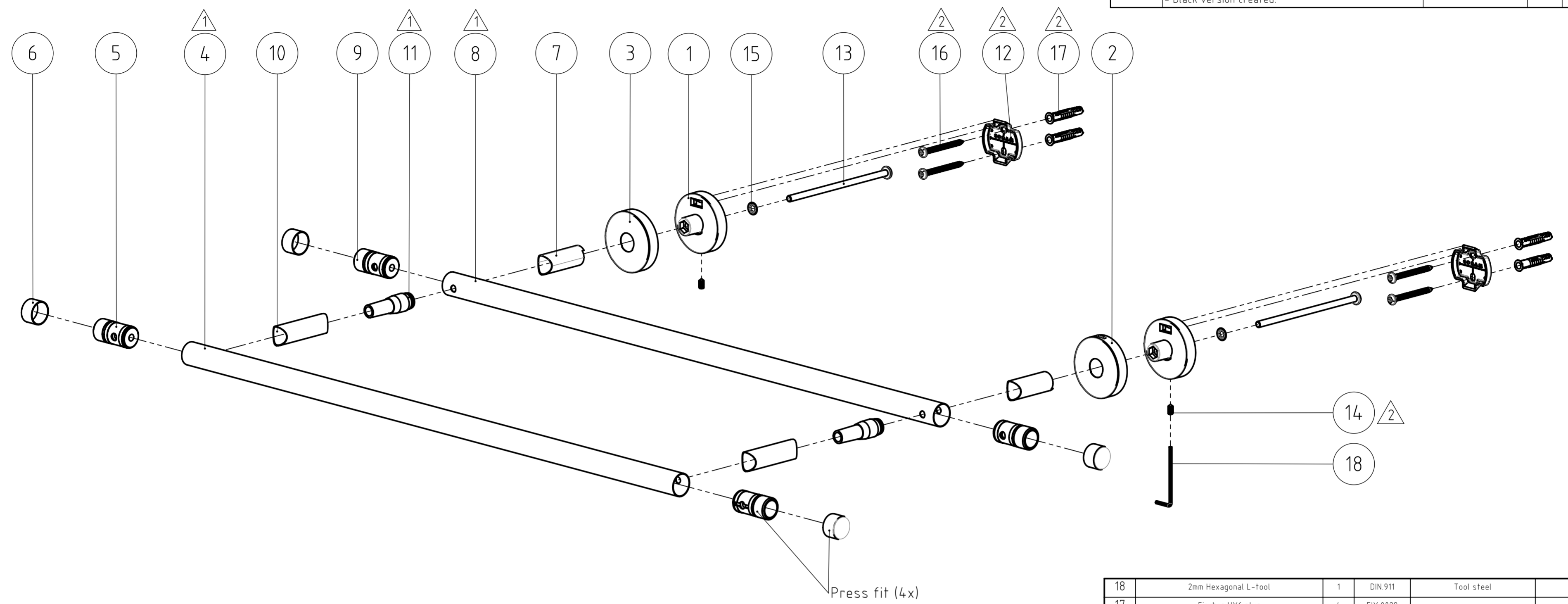


FINAL DRAWING

REVISIONS				
REV.	DESCRIPTION	DATE	BY	APPROVED
1	Assembly and parts updated to match product.	12-8-2014	MS	WW
2	- 040.01.02 Wall bracket 2 replaced by 226.01.01 Wallplate Type 1. - Screws, plugs and L-tool added to assembly drawing. - Black version created.	5-10-2017	MS	WW



NR.	DESCRIPTION	QTY.	DRAW.NR.	MATERIAL	TREATMENT
18	2mm Hexagonal L-tool	1	DIN.911	Tool steel	-
17	Fischer UX6 plug	4	FIX.0028	-	-
16	Cross recessed pan head tapping screw s14,2x45mm	4	DIN.7981 CZ	Stainless steel A2	-
15	Tooth lock washer with internal teeth M5	2	DIN.6797	Stainelss steel A2	-
14	HEX. SOCKET SET SCREW WITH CONE POINT, M4x8mm	2	DIN.0914	Stainless steel A2	-
13	CROSS RECESSED RAISED CHEESE HEAD SCREW M5x110mm	2	ISO.7045	Stainless steel A2	-
12	Wallplate Type 1	2	226.03.02	Stainless steel AISI 304	Sand blasted
11	Spacer	2	04.0.05.06	Polypropylene (PP)	Technical Smooth
10	Support tube C	2	04.0.05.04	Stainless steel AISI 304	Polished - High gloss
9	Tube connector B	2	04.0.05.03	Zamac3	Chromium Plated
8	Second bar	1	04.0.05.02	Stainless steel AISI 304	Polished - High gloss
7	Support tube B	2	04.0.05.01	Stainless steel AISI 304	Polished - High gloss
6	End cap	4	04.0.03.07	Stainless steel AISI 304	Polished - High gloss
5	Tube connector A	2	04.0.03.03	Zamac3	Chromium Plated
4	Front bar	1	04.0.03.02	Stainless steel AISI 304	Polished - High gloss
3	Cover (no logo)	1	04.0.01.03	Stainless steel AISI 304	Polished - High gloss
2	Cover	1	04.0.01.03	Stainless steel AISI 304	Polished - High gloss
1	Wall support	2	04.0.01.01	Zamac3	Chromium Plated

GENERAL DIMENSION UNLESS OTHERWISE STATED ACCORDING TO DIN 7168 NOMINAL MEASUREMENTS (mm)		DESCRIPTION:	
CLASS	0.5 UNTIL 3 3 UNTIL 6 6 UNTIL 30 30 UNTIL 120 120 UNTIL 400 400 UNTIL 1000 1000 UNTIL 2000 2000 UNTIL 4000	Double towel rack	
M (MIDDLE)	±0.1 ±0.1 ±0.2 ±0.3 ±0.5 ±0.8 ±1.2 ±2	VERSION NAME: chrome	
PROJECTION:	GENERAL ANGLE: ±0.5°	EAN: 4008913086414	ARTICLE NR.: 3086.3.03.46
DRAWN BY: MS	CHECKED BY: FVP	GENERAL ROUGHNESS: 0.8	PROJECT: 040-Boston
DATE: 26-7-2006	STATUS: Production	UNITS: mm	DRAWING NR.: 040.05.00.TC
PRINT DATE: 3-10-2024	INT.REV.NR.: 0100	SCALE: 1:2	 Tiger Products b.v. Winde 3, PO box 11 5660 AA Geldrop The Netherlands
		FORMAT: A2	
		SHEET: 1/3	

The reproduction, distribution and utilization of this document as well as the communication of its contents to others without express authorization is prohibited. Offenders will be held liable for the payment of damages. All rights reserved in the event of the grant of a patent, utility model or design. Copyright reserved.