



RELIANCE Sign

Guidance Sign and Gate Sign

Spare Parts

SP-4007, Rev. 2.3, 2024/02/12


**ADB
SAFEGATE**

A.0 Disclaimer / Standard Warranty

CE certification

The equipment listed as CE certified means that the product complies with the essential requirements concerning safety and hygiene. The European directives that have been taken into consideration in the design are available on written request to ADB SAFEGATE.

ETL certification

The equipment listed as ETL certified means that the product complies with the essential requirements concerning safety and C22.2 No.180:13 (R2018) regulations. The CSA directives that have been taken into consideration in the design are available on written request to ADB SAFEGATE.

All Products Guarantee

ADB SAFEGATE will correct by repair or replacement per the applicable guarantee below, at its option, equipment or parts which fail because of mechanical, electrical or physical defects, provided that the goods have been properly handled and stored prior to installation, properly installed and properly operated after installation, and provided further that Buyer gives ADB SAFEGATE written notice of such defects after delivery of the goods to Buyer. Refer to the Safety section for more information on Material Handling Precautions and Storage precautions that must be followed.

ADB SAFEGATE reserves the right to examine goods upon which a claim is made. Said goods must be presented in the same condition as when the defect therein was discovered. ADB SAFEGATE further reserves the right to require the return of such goods to establish any claim.

ADB SAFEGATE's obligation under this guarantee is limited to making repair or replacement within a reasonable time after receipt of such written notice and does not include any other costs such as the cost of removal of defective part, installation of repaired product, labor or consequential damages of any kind, the exclusive remedy being to require such new parts to be furnished.

ADB SAFEGATE's liability under no circumstances will exceed the contract price of goods claimed to be defective. Any returns under this guarantee are to be on a transportation charges prepaid basis. For products not manufactured by, but sold by ADB SAFEGATE, warranty is limited to that extended by the original manufacturer. This is ADB SAFEGATE's sole guarantee and warranty with respect to the goods; there are no express warranties or warranties of fitness for any particular purpose or any implied warranties of fitness for any particular purpose or any implied warranties other than those made expressly herein. All such warranties being expressly disclaimed.

Standard Products Guarantee

Products manufactured by ADB SAFEGATE are guaranteed against mechanical, electrical, and physical defects (excluding lamps) which may occur during proper and normal use for a period of two years from the date of ex-works delivery, and are guaranteed to be merchantable and fit for the ordinary purposes for which such products are made.



Note

See your applicable sales agreement for a complete warranty description.

Replaced or repaired equipment under warranty falls into the warranty of the original delivery. No new warranty period is started for these replaced or repaired products.

FAA Certified products manufactured by ADB SAFEGATE

ADB SAFEGATE L858 Airfield Guidance Signs are warranted against mechanical and physical defects in design or manufacture for a period of 2 years from date of installation, per FAA AC 150/5345-44 (applicable edition).

ADB SAFEGATE LED products (with the exception of obstruction lighting) are warranted against electrical defects in design or manufacture of the LED or LED specific circuitry for a period of 4 years from date of installation, per FAA EB67 (applicable edition). These FAA certified constant current (series) powered LED products must be installed, interfaced and powered with and through products certified under the FAA Airfield Lighting Equipment Program (ALECP) to be included in this 4 (four) year warranty. This includes, but is not limited to, interface with products such as Base Cans, Isolation Transformers, Connectors, Wiring, and Constant Current Regulators.

**Note**

See your sales order contract for a complete warranty description.

Replaced or repaired equipment under warranty falls into the warranty of the original delivery. No new warranty period is started for these replaced or repaired products.

Liability

**WARNING**

Use of the equipment in ways other than described in the catalog leaflet and the manual may result in personal injury, death, or property and equipment damage. Use this equipment only as described in the manual.

ADB SAFEGATE cannot be held responsible for injuries or damages resulting from non-standard, unintended uses of its equipment. The equipment is designed and intended only for the purpose described in the manual. Uses not described in the manual are considered unintended uses and may result in serious personal injury, death or property damage.

Unintended uses, includes the following actions:

- Making changes to equipment that have not been recommended or described in this manual or using parts that are not genuine ADB SAFEGATE replacement parts or accessories.
- Failing to make sure that auxiliary equipment complies with approval agency requirements, local codes, and all applicable safety standards if not in contradiction with the general rules.
- Using materials or auxiliary equipment that are inappropriate or incompatible with your ADB SAFEGATE equipment.
- Allowing unskilled personnel to perform any task on or with the equipment.

Copyright Statement

This manual or parts thereof may not be reproduced, stored in a retrieval system, or transmitted, in any form or by any means, electronic, mechanical, photocopying, recording, nor otherwise, without the author's prior written consent.

This manual could contain technical inaccuracies or typographical errors. The author reserves the right to revise this manual from time to time in the contents thereof without obligation of the author to notify any person of such revision or change. Details and values given in this manual are average values and have been compiled with care. They are not binding, however, and the author disclaims any liability for damages or detriments suffered as a result of reliance on the information given herein or the use of products, processes or equipment to which this manual refers. No warranty is made that the use of the information or of the products, processes or equipment to which this manual refers will not infringe any third party's patents or rights. The information given does not release the buyer from making their own experiments and tests.

TABLE OF CONTENTS

1.0 Spare Parts 1
 1.1 RELIANCE Sign 1

A.0 SUPPORT 7
 A.1 ADB SAFEGATE Website 7
 A.2 Recycling 8
 A.2.1 Local Authority Recycling 8
 A.2.2 ADB SAFEGATE Recycling 8

1.0 Spare Parts

1.1 RELIANCE Sign

This spare part list covers both Guidance signs and Gate signs.

To select the correct spare part, make sure which sign version you have. Complete product information can be found on the product label which is located on the back of the sign.

Construction

Figure 1: Sign front

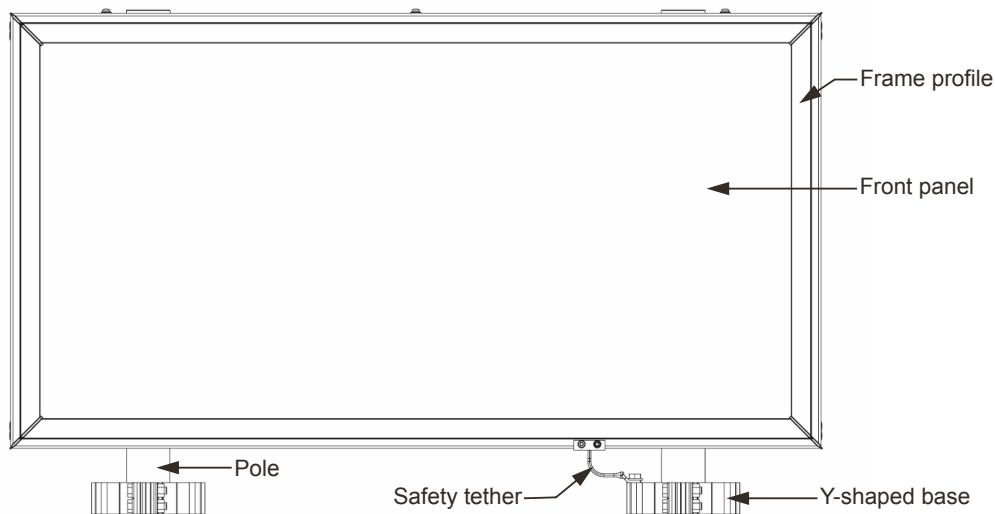
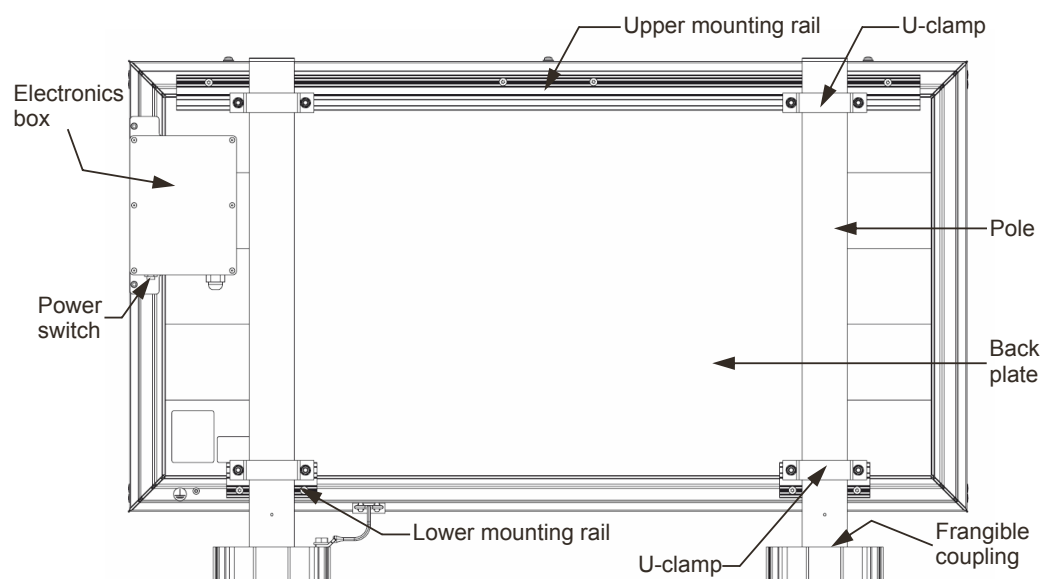


Figure 2: Sign back



RELIANCE Sign Components

Table 1: Installation

Description	Order code
Y-shaped, 3 bolt, mounting base	SG13993
Pole for 700 mm height signs	SG13994
Pole for 900 mm height signs	SG13995
Pole for 1300 mm height signs	SP013250
U-clamp, diameter 70 mm, includes mounting hardware (Airfield Sign), 10 pcs	SG25836
Corner gasket sealing kit (includes corner gaskets, sealing washers, and bolts), 100 pcs (25 signs)	SG25837
LED cut-out sealing tape, 50 mm x 10 m	SP012954
Safety tether M6	SG25755
Bird deterrent spikes, 1 m length (Stainless Steel)	SG19216
Side profile panel seal kit for 700 mm sign (Enough for 1 sign), 2 pcs ¹	SG27000
Side profile panel seal kit for 900 mm sign (Enough for 1 sign), 2 pcs ¹	SG27001
Side profile panel seal kit for 1300 mm sign (Enough for 1 sign), 2 pcs	SP013251
Secondary Lead Assembly, Style 1, 150 cm, 2 x 2,5 mm ²	KDC501.2.150

Notes

¹ Signs produced 2021 and later include side profile panel seals. Signs produced before 2021 can be retrofitted with side profile panel seals.

Table 2: Mounting Rails (includes mounting bolts and washers)

Description	Order code
Upper Mounting Rail 1150 mm Sign	SP012944
Upper Mounting Rail 1200 mm Sign	SP012945
Upper Mounting Rail 1300 mm Sign	SP012946
Upper Mounting Rail 1600 mm Sign	SP012947
Upper Mounting Rail 1800 mm Sign	SP012948
Upper Mounting Rail 2100 mm Sign	SP012949
Upper Mounting Rail 2500 mm Sign	SP012950
Upper Mounting Rail 2650 mm Sign	SP012951
Upper Mounting Rail 3000 mm Sign	SP012952
Lower Mounting Rail (1pc per pole)	SP012953

Table 3: Electronic Box Parts

Description	Order code
Converter LED 6.6A	SP013245
Converter LED 6.6A, Fail-Open	SP013246
Converter LED VAC (230V)	SG18028
Electronics Box 6.6A complete with electronics, mounting hardware, with converter, no LED adapter card (Guidance Sign)	SP013107
Electronics Box 6.6A complete with electronics, mounting hardware, with fail-open converter, no LED adapter card (Guidance Sign)	SP013166
Electronics Box 6.6A complete with electronics, mounting hardware, no converter, no LED adapter card (Guidance Sign)	SP012983

Table 3: Electronic Box Parts (Continued)

Description	Order code
Electronics Box VAC complete with electronics, mounting hardware, with converter (Guidance Sign)	SP.013064
Electronics Box VAC complete with electronics, mounting hardware, no converter (Guidance Sign)	SP.013065
Electronics Box VAC complete with electronics, mounting hardware, with converter (Gate Sign)	SP.013066
Electronics Box VAC complete with electronics, mounting hardware, no converter (Gate Sign)	SP.013067
LED cable (between converter and adapter card), 180 mm, 10 pcs	SGE.SP18650
LED cable (between LED and adapter card), 600 mm, 5 pcs	SP.013244
Photocell with cable and gland (Gate Sign)	SG24504
Fuse Resistor for Fail-Open Sign, 20 pcs	6132.00.250
On/Off switch with sealing washer, 6.6A	SG24835
On/Off switch with sealing washer, VAC	SG27011

Table 4: LED Strip for Guidance Signs

Sign Size (mm) (Height x Width)	LED strip + adapter card (6.6A signs)	LED strip (VAC signs)
700 x 1150	SP013133	SG27003
700 x 1300	SP013134	SG27004
700 x 1600	SP013135	SG27005
700 x 1800	SP013136	SG27006
700 x 2100	SP013137	SG27007
700 x 2500	SP013138	SG27008
700 x 2650	SP013139	SG27009
700 x 3000	SP013140	SG27010
900 x 1150	SP013141	SG27003
900 x 1300	SP013142	SG27004
900 x 1600	SP013143	SG27005
900 x 1800	SP013144	SG27006
900 x 2100	SP013145	SG27007
900 x 2500	SP013146	SG27008
900 x 2650	SP013147	SG27009
900 x 3000	SP013148	SG27010
1300 x 1300	SP013142	SG27004

Table 5: LED Strip for Gate Signs

Sign Size (mm) (Height x Width)	LED strip (VAC signs)
900 x 900	SG17949
1200 x 1200	SG17950


NOTICE

For VAC signs, adapter card is not used.



Note

In case of broken or damaged LED strip, replace the LED strip including adapter card according to spare part list above.

In case of broken converter, replace with a new converter according to spare part list above.

Important

It is important to use the provided LED strips and the adapter card included in the LED module spare part kit since it is specific for the dimension of the sign.

Table 6: Frangible Couplings for Wind Load Requirement ICAO 322 km/h (FAA Mode 2)

Sign Size (mm) (Height x Width)	Poles	For Y-shaped Feet (3-Bolt Mounting Base)
700 x 1150	2	SG13979 (1.3)
700 x 1300	2	SG13980 (1.6)
700 x 1600	2	SG13981 (1.8)
700 x 1800	2	SG13981 (1.8)
700 x 2100	3	SG13979 (1.3)
700 x 2500	3	SG13980 (1.6)
700 x 2650	4	SG13979 (1.3)
700 x 3000	4	SG13980 (1.6)
900 x 1150	2	SG13981 (1.8)
900 x 1300	2	SG13982 (2.2)
900 x 1600	2	SG13982 (2.2)
900 x 1800	2	SG13983 (2.6)
900 x 2100	3	SG13982 (2.2)
900 x 2500	3	SG13982 (2.2)
900 x 2650	3	SG13983 (2.6)
900 x 3000	4	SG13982 (2.2)
1300 x 1300	2	SG13983 (2.6)

Table 7: Frangible Couplings for Wind Load Requirement ICAO 480 km/h (FAA Mode 3)

Sign Size (mm) (Height x Width)	Poles	For Y-shaped Feet (3-Bolt Mounting Base)
700 x 1150	2	SG13983 (2.6)
700 x 1300	2	SG13983 (2.6)
700 x 1600	3	SG13982 (2.2)
700 x 1800	3	SG13982 (2.2)
700 x 2100	3	SG13983 (2.6)
700 x 2500	4	SG13982 (2.2)
700 x 2650	4	SG13983 (2.6)
700 x 3000	4	SG13983 (2.6)
900 x 1150	3	SG13983 (2.6)
900 x 1300	3	SG13984 (3.1)

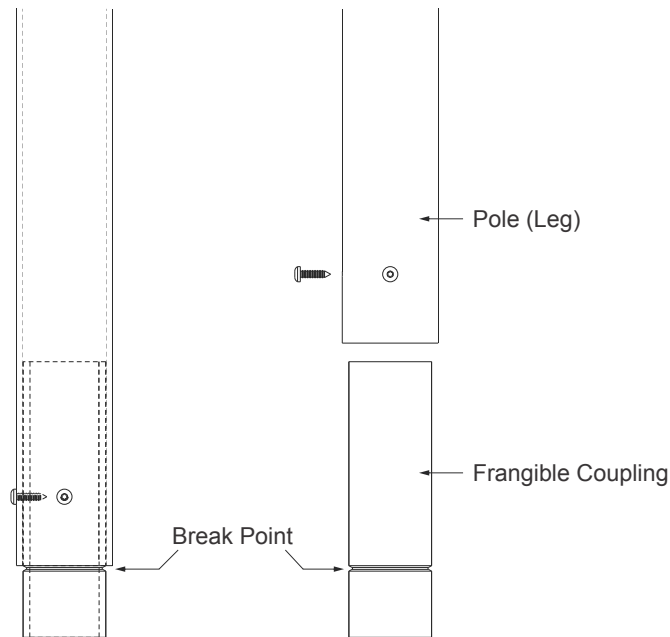
Table 7: Frangible Couplings for Wind Load Requirement ICAO 480 km/h (FAA Mode 3) (Continued)

Sign Size (mm) (Height x Width)	Poles	For Y-shaped Feet (3-Bolt Mounting Base)
900 x 1600	4	SG13983 (2.6)
900 x 1800	4	SG13983 (2.6)
900 x 2100	4	SG13984 (3.1)
900 x 2500	5	SG13984 (3.1)
900 x 2650	5	SG13984 (3.1)
900 x 3000	5	SG13984 (3.1)
1300 x 1300	4	SG13984 (3.1)


Note

At replacement of frangible couplings, mount in existing poles.

Insert the end of the frangible coupling, which is 150 mm from the break-off point, into the pole until the end of the pole is centered over the break off point of the frangible coupling. Fasten by reusing the self-threading screws supplied with the original assembly.


Table 8: Front Panel for Guidance Signs

Sign Size (mm) (Height x Width)	Ordering Code
700 x 1150	SG17923
700 x 1300	SG17924
700 x 1600	SG17925
700 x 1800	SG17926
700 x 2100	SG17927
700 x 2500	SG17928

Table 8: Front Panel for Guidance Signs (Continued)

Sign Size (mm) (Height x Width)	Ordering Code
700 x 2650	SG17929
700 x 3000	SG17930
900 x 1150	SG17931
900 x 1300	SG17932
900 x 1600	SG17933
900 x 1800	SG17934
900 x 2100	SG17935
900 x 2500	SG17936
900 x 2650	SG17937
900 x 3000	SG17938
1300 x 1300	SP013248

Table 9: Front Panel for Gate Signs

Sign Size (mm) (Height x Width)	Ordering Code
900 x 900	SG17939
1200 x 1200	SG17940

Appendix A: SUPPORT

Our experienced engineers are available for support and service at all times, 24 hour/7 days a week. They are part of a dynamic organization making sure the entire ADB SAFEGATE is committed to minimal disturbance for airport operations.

ADB SAFEGATE Support

Live Technical Support – Americas

If at any time you have a question or concern about your product, just contact ADB SAFEGATE's technical service department. Trained in all areas of system issues, troubleshooting, quality control and technical assistance, our highly experienced Technical support specialists are available 24 hours a day, seven days a week to provide assistance over the phone.

ADB SAFEGATE Americas Technical Service & Support (US & Canada): +1-800-545-4157


ADB SAFEGATE Americas Technical Service & Support (International): +1-614-861-1304

During regular business hours, you can also Chat with a Service Technician. We look forward to working with you!

Before You Call

When you have an airfield lighting or system control system problem, it is our goal to support airfield maintenance staff as quickly as possible. To support this effort, prior to calling, please ensure the following:

- Review the product's manual and troubleshooting guide.
- Be located with the product ready to troubleshoot.
- Have all necessary information available: airport code/company name, customer id number, contact phone number/email address, product/part number.
- Have a *True RMS* meter available and any other necessary tools.



Note

For more information, see www.adbsafegate.com, or contact ADB SAFEGATE Support via email at support@adbsafegate.com or

Europe: +32 2 722 17 11

Americas: +1 614 861 1304. Press 3 for technical service or press 4 for sales support.

China: +86 (10) 8476 0106

Middle East and Africa: +971 4 452 7575

A.1 ADB SAFEGATE Website

The ADB SAFEGATE website, www.adbsafegate.com, offers information regarding our airport solutions, products, company, news, links, downloads, references, contacts and more.

A.2 Recycling

A.2.1 Local Authority Recycling

The disposal of ADB SAFEGATE products is to be made at an applicable collection point for the recycling of electrical and electronic equipment. The correct disposal of equipment prevents any potential negative consequences for the environment and human health, which could otherwise be caused by inappropriate waste handling. The recycling of materials helps to conserve natural resources. For more detailed information about recycling of products, contact your local authority city office.

A.2.2 ADB SAFEGATE Recycling

ADB SAFEGATE is fully committed to environmentally-conscious manufacturing with strict monitoring of our own processes as well as supplier components and sub-contractor operations. ADB SAFEGATE offers a recycling program for our products to all customers worldwide, whether or not the products were sold within the EU.

ADB SAFEGATE products and/or specific electrical and electronic component parts which are fully removed/separated from any customer equipment and returned will be accepted for our recycling program.

All items returned must be clearly labeled as follows:

- For *ROHS/WEEE* Recycling
- Sender contact information (Name, Business Address, Phone number).
- Main Unit Serial Number.

ADB SAFEGATE will continue to monitor and update according for any future requirements for *EU directives* as and when *EU member states* implement new *regulations* and or *amendments*. It is our aim to maintain our *compliance plan* and assist our customers.

Company Addresses

ADB SAFEGATE, Belgium	ADB SAFEGATE BV Leuvensesteenweg 585, B-1930 Zaventem Belgium
Contact: Tel.: +32 2 722 17 11 Fax: +32 2 722 17 64	Email: marketing@adbsafegate.com Internet: www.adbsafegate.com
ADB SAFEGATE, Americas	ADB SAFEGATE Americas LLC 700 science Blvd, Colombus OH 43230, USA
Contact: Tel.: +1 (614) 861 1304 Fax: +1 (614) 864 2069	Email: sales.us@adbsafegate.com Internet: www.adbsafegate.com
ADB SAFEGATE, Sweden	ADB SAFEGATE Sweden AB Djurhagegatan 19 SE-213 76 Malmö Sweden
Contact: Tel.: +46 (0)40 699 17 00 Fax: +46 (0)40 699 17 30	Email: marketing@adbsafegate.com Internet: www.adbsafegate.com
ADB SAFEGATE, China	ADB SAFEGATE Airfield Technologies Ltd. China Unit 603, D Block, CAMIC International Convention Center, No 3, Hua Jia Di East road, ChaoYang district, Beijing 100102 P.R. China
Contact: Tel.: +86 (10) 8476 0106 Fax: +86 (10) 8476 0090	Email: china@safegate.com Internet: www.adbsafegate.com
ADB SAFEGATE, Germany	ADB SAFEGATE Germany GmbH Konrad-Zuse-Ring 6, D-68163 Mannheim Germany
Contact: Tel.: +49 (621) 87 55 76-0 Fax: +49 (621) 87 55 76-55	Email: marketing@adbsafegate.com Internet: www.adbsafegate.com



**Powering Your Airport Performance
from Approach to Departure**

adbsafegate.com

Copyright © ADB SAFEGATE, all rights reserved

