

# RELIANCE

## Shallow Base

Inset 8-inch and 12-inch



### Compliance with Standards (current version)

**ICAO:** Annex 14 Volume 1

**FAA:** AC 150/5345-42J (load & weld integrity)

### Uses

RELIANCE™ airfield inset light bases are receptacles for inset lights for site requirements at airports. The bases are 8-inch and 12-inch in size and compatible with ADB SAFEGATE inset lights. It may be possible to use with other manufacturers light units, however, compatibility must be checked separately.

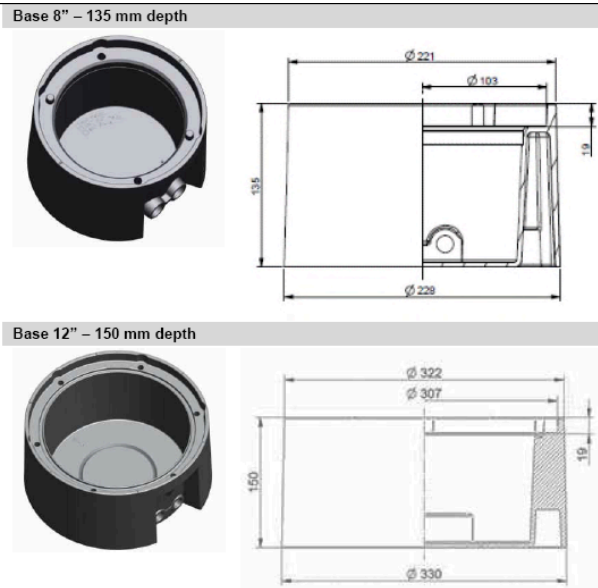
The bases have the following application areas:

- Ground fixing of 8-inch inset light fittings (base 8-inch)
- Ground fixing of 12-inch inset light fittings (base 12-inch)
- Ground fixing of 8-inch inset light fittings with adapter ring (base 12-inch)

### Features & Benefits

- Robust mechanical design
- Flexible installation possibilities
- Low resin consumption
- Anti-rotation pins (base 8-inch only)
- Common accessories for base 8-inch/12-inch

### Dimensions



# RELIANCE

## Technical Characteristics

Characteristic	Description
<b>Weight</b>	2.6 kg, base 8-inch 5.7 kg, base 12-inch
<b>Ingression protection</b>	Water protected design according to AC 150/5345-42J, §4.3.5.
<b>Materials</b>	High pressure die cast aluminum
<b>Fastener versions</b>	Bolt base versions equipped with replaceable locking type reinforced steel insert threads. M10 or UNC 3/8-inch threads (6 pcs/base 12-inch, 2 pcs/8-inch base 8-inch). Stud bolt base versions equipped with stainless steel stud bolts. M10 threads (6 pcs/base 12-inch, 2 pcs/8-inch base 8-inch). <sup>1</sup>
<b>Cable access</b>	Side entry base versions optionally equipped with one or two open side entries for cable access. Designed for PG16 threaded cable glands. Bottom hole entry base versions optionally equipped with bottom hole. Bottom hole diameter: Base 8-inch Ø 100 mm, base 12-inch Ø 130 mm.
<b>Packing</b>	Bases are delivered separately as bulk. Small quantities are packed in a suitable cardboard box, larger quantities on a pallet. <sup>2</sup>
<b>Resin volume</b>	Base 8-in: 1.8 liters Base 12-in: 3.5 liters

## Installation

Base receptacle defines uniquely the location, orientation and level of the inset light fitting assembled on it. The base receptacles are attached to ground by gluing to the asphalt or concrete. Once glued, the base receptacles are permanently fixed to their position and re-orienting or re-leveling is no longer possible. It is therefore important to install a base receptacle carefully using the specific base alignment tools developed for this purpose.

SG12727                      BASE 8"/INSTALL\_JIG

SG12728                      BASE 12"/INSTALL\_JIG

**Note:** For detailed information about base installation and alignment tools, see Airfield Lighting Manual for base 8-inch-135 mm and base 12-inch-150 mm.

## Design

1. Base 8-inch and base 12-inch families are built on similar casting designs
2. Insert thread (M10 or UNC 3/8-inch)
3. Stud bolt (M10)
4. Optional bottom-hole cable entry
5. Optional cable side entry
6. Ground cable connection with self-tapping screw
7. Anti-rotation pins (base 8-inch versions only)

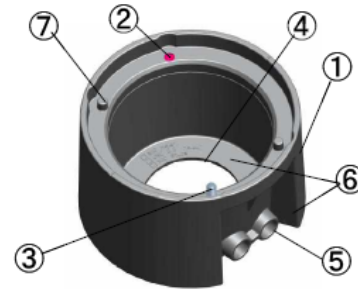
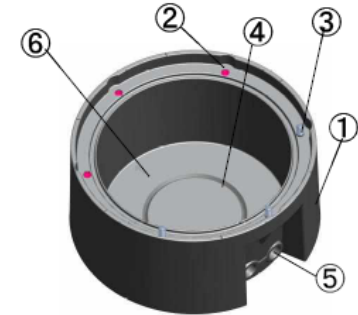


FIG. BASE 8"-135MM






<sup>1</sup> Even if the insert threads have a locking feature, it is recommended to use a locking washer in order to secure screw fixation.

<sup>2</sup> Base accessories are to be ordered separately.









## Accessories

**Note:** Contact ADB SAFEGATE for assistance with ordering spare parts, [www.adbsafegate.com](http://www.adbsafegate.com).

**Table 1: Accessory kits**

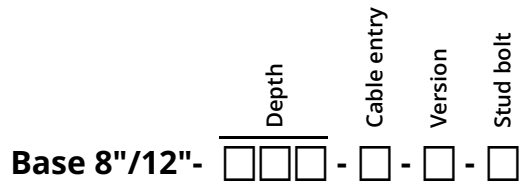
Description	Image example
<p><b>1</b></p> <p>Accessory kit 1: Two single-core cables connector kit</p> <ul style="list-style-type: none"> <li>• 1 × FAA style 7 female connector, 2×2.5 mm<sup>2</sup>, 900 mm cables</li> <li>• 1 × rubber gasket</li> <li>• 1 × PG16 metal nut</li> <li>• 1 × washer</li> <li>• 2 × crimping connector (for 2.5-6 mm<sup>2</sup> cables)</li> <li>• 2 × heat shrink tube (for 3-9 mm external diameter cables)</li> </ul> <p>Applicable for bases with side entry version 3.</p>	
<p><b>2</b></p> <p>Accessory kit 2: One double-core cable connector kit (Ø 9-12 mm)</p> <ul style="list-style-type: none"> <li>• 1 × Rubber gasket</li> <li>• 1 × PG16 metal nut</li> <li>• 1 × Washer</li> </ul> <p>Applicable for bases with side entry version 3.</p>	
<p><b>3</b></p> <p>Accessory kit 3: Side entry cable connector kit with tube</p> <ul style="list-style-type: none"> <li>• 200 mm plastic cover tube. Outside diameter 22 mm, PG16 male thread.</li> <li>• Cable gland with PG16 male thread. Metal frame, synthetic rubber sealing parts. Suitable cable sizes Ø 10-14 mm.</li> </ul> <p>Applicable for bases with side entry version 2.</p>	

**Table 2: Accessories and spare parts**

Description	Image example
<p><b>1</b></p> <p>Obstruction Cap</p> <ul style="list-style-type: none"> <li>• Plastic obstruction cap, PG 16 thread</li> </ul> <p>Applicable for all side entry base versions.</p>	
<p><b>2</b></p> <p>M10 locking nuts</p> <ul style="list-style-type: none"> <li>• Plated Brass M10 locking nut</li> </ul> <p>Applicable for all stud bolt base versions.</p>	
<p><b>3</b></p> <p>HEX Screw M10×25 mm</p> <ul style="list-style-type: none"> <li>• Stainless steel HEX Screw M10×25 mm.</li> </ul> <p>Applicable for all M10 insert thread base versions.</p>	
<p><b>4</b></p> <p>HEX Screw UNC3/8-in×1-in</p> <ul style="list-style-type: none"> <li>• Stainless steel HEX UNC3/8-in×1-in</li> </ul> <p>Applicable for all UNC insert thread base versions.</p>	
<p><b>5</b></p> <p>Ground screw</p> <ul style="list-style-type: none"> <li>• DIN7504K</li> <li>• Stainless steel</li> <li>• M4.8×16 mm</li> </ul> <p>Applicable for all base 8-in/12-in versions.</p>	
<p><b>6</b></p> <p>Stud bolt M10</p> <ul style="list-style-type: none"> <li>• Stainless steel stud bolt</li> <li>• M10 (upper thread) and M10 HeliCoil (lower thread)</li> </ul>	
<p><b>7</b></p> <p>O-ring gasket for 8-in base</p>	
<p><b>8</b></p> <p>O-ring gasket for 12-in base</p>	

# RELIANCE

## Product Description



### Depth

150 = 12" base, 150 mm depth

135 = 8" base, 135 mm depth

### Cable entry

0 = Bottom-hole version<sup>1</sup>

2 = 2 open cable entries on side<sup>2</sup>

3 = 2 open cable entries on side<sup>3</sup>

N = Not applicable

### Version

S = Stud bolt version

T = Insert thread version

### Stud bolt

M = Metric threads (M10)

U = UNC threads (UNC 3/8")

## Product Description Notes

<sup>1</sup> No cable side entries.

<sup>2</sup> No bottom hole, applicable for accessory kit 3.

<sup>3</sup> No bottom hole, applicable for accessory kit 1 and 2.

<sup>4</sup> Only available with metric threads.

## Order Codes

Table 3: 8" Bases

Product Description	Ordering Code
Base 8"-135-0-T-M	SG17220
Base 8"-135-0-S-M	SG17221
Base 8"-135-2-T-M	SG17222
Base 8"-135-2-S-M	SG17223
Base 8"-135-3-T-M	SG17224
Base 8"-135-3-S-M	SG17225
Base 8"-135-0-T-U	SG17226
Base 8"-135-2-T-U	SG17227
Base 8"-135-3-T-U	SG17228
Base 8"-135-N-T-M	SG27012

Table 4: 12" Bases

Product Description	Ordering Code
Base 12"-150-2-T-M	SG15503
Base 12"-150-0-T-M	SG15504
Base 12"-150-2-S-M	SG16286
Base 12"-150-0-S-M	SG16287
Base 12"-150-2-T-U	SG16289
Base 12"-150-0-T-U	SG16290
Base 12"-150-3-T-M	SG18140
Base 12"-150-3-T-U	SG18141
Base 12"-150-3-S-M	SG18142
Base 12"-150-N-T-M	SG27013

**Table 5: Accessory kits**

Description		Quantity per		Order code
		fitting	order	
1	Accessory kit 1: Two-core cables connector kit including cable	1 or 2 1 or 2	1 50	SGE.SP13127 SG13213
2	Accessory kit 2: One-core cable Ø 9-12 mm connector kit	1 or 2	1	SG17770
3	Side entry cable connector kit with tube	1 or 2	1	SG17851

**Table 6: Accessories and spare parts**

Description		Quantity per		Order code
		fitting	package	
1	Obstruction Cap	0 or 1	10	SGE.SP13405
2	M10 locking nuts	2 or 6	12	7150.53.330
3	HEX Screw M10×25 mm	2 or 6	12 200 1000	IDM.SP16644 IDM.SP16246 IDM.SP16645
4	HEX Screw UNC3/8-in×1-in	2 or 6	200	SG18457
5	Ground screw	1	100	IDM.SP17732
6	Stud bolt M10	2 or 6	12	IDM.SP17769
7	O-ring gasket for 8-in base	1	10	See note
8	O-ring gasket for 12-in base	1	10	SP.013114
	O-ring gasket for 12-in base	1	100	SP.013115
9	BASE SP/PACKER/BAR (compression packer for two single core cables 8" and 12")	1 or 2	100	SG12990

**Note:** The gasket needed depends on the light to be installed in the base; for the correct order code, consult the user manual of the light to be installed in the base.

For more information about the product, including manuals and certifications, please see our Product Center on the ADB SAFEGATE website: [www.adbsafegate.com](http://www.adbsafegate.com).