



# Easy Drain<sup>®</sup>

by ess

## Modulo TAF

Easy Drain Modulo TAF linear shower drain, the perfect solutions for all your bathroom wishes. The subtle stainless frame provides an elegant look and fits seamlessly into your bathroom floor. Furthermore, the revolutionary TAF-technology and Water Protection System guarantee easy installation and a waterproof finish.

## FEATURES

- Siphon - Removable and easy to clean
- Supplied as - Complete set
- Tile Adjustable Frame - Height adjustable 7 - 18 mm
- Water Protection System - 10-year warranty
- Available lengths - 500 - 1200 mm



### Manufacturer

Easy Sanitary Solutions  
Nijverheidsstraat 60 | 7575 BK Oldenzaal | The Netherlands  
T. +31 (0)541 200 800 | F. +31 (0)541 200 899  
info@esspost.com | www.easydrain.com

### Contact

Easy Sanitary Solutions  
Nijverheidsstraat 60 | 7575 BK Oldenzaal | The Netherlands  
T. +31 (0)541 200 800 | F. +31 (0)541 200 899  
sales@esspost.com | www.easydrain.com

## GENERAL

Serie	Modulo TAF
Name	Modulo TAF
Model	Rectangular shower drain
Length (mm)	500, 600, 700, 800, 900, 1000, 1100, 1200
Product type	Complete
Application	New construction, Renovation
Certification	ETAG-022, DIN 18534

## INSTALLATION

Substrate	Concrete / Sand Cement, Wooden floors, Lewis sheets
Floor finish	Tiles / Mosaic, Thin tiles
Height adjustable feet	Included
Installation option	Floor
Outlet	Horizontal
Connection (mm)	40
Min. installation depth (mm) (built-in set)	63
Min. installation depth (mm) (incl. grate)	70

## DRAINAGE

Max. drainage capacity entrance (l/min)	25
Max. drainage capacity wall (l/min)	32
Max. drainage capacity (l/min)	32

## BUILT-IN SET

Pre-assembled sealing membrane	Included
Siphon features	Cleanable
Water seal height (mm)	30
Outlet	Horizontal
Material siphon	Polypropylene (PP)

## DESIGN

Grate finish	Black
Grate pattern	Zero / Closed
Grate width (mm)	45
Grate tile insert (mm)	N.A.
Adjustable grate	No
Frame type	TAF (Tile Adjustable Frame)
TAF Frame material	Stainless steel (304)
Design frame finish	N.A.
Frame width (mm)	62
Wheelchair accessible	No
Extension set available	Yes



### Manufacturer

Easy Sanitary Solutions  
 Nijverheidsstraat 60 | 7575 BK Oldenzaal | The Netherlands  
 T. +31 (0)541 200 800 | F. +31 (0)541 200 899  
 info@esspost.com | www.easydrain.com

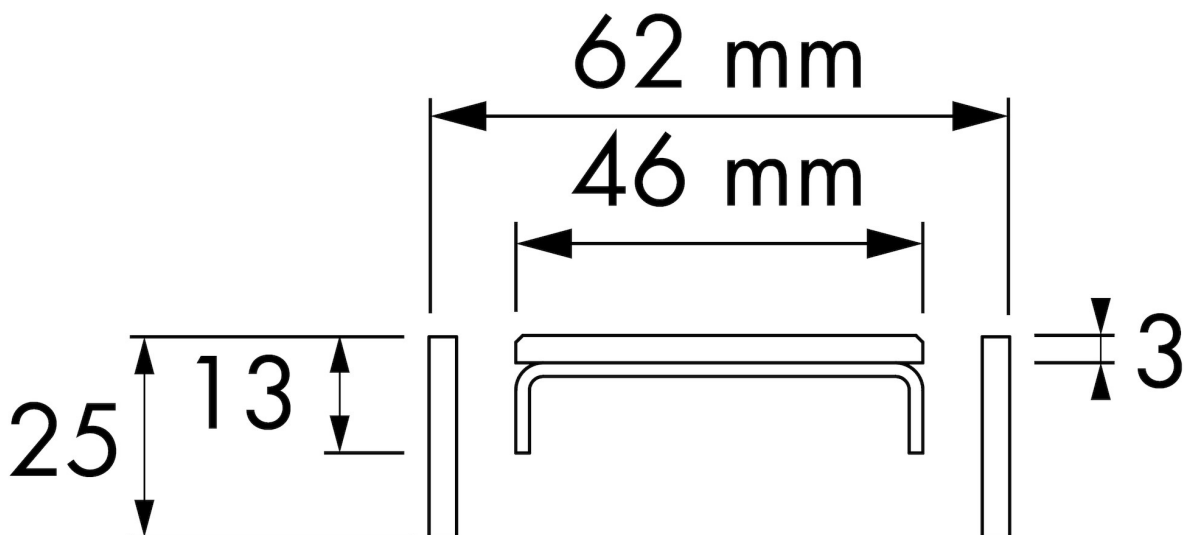
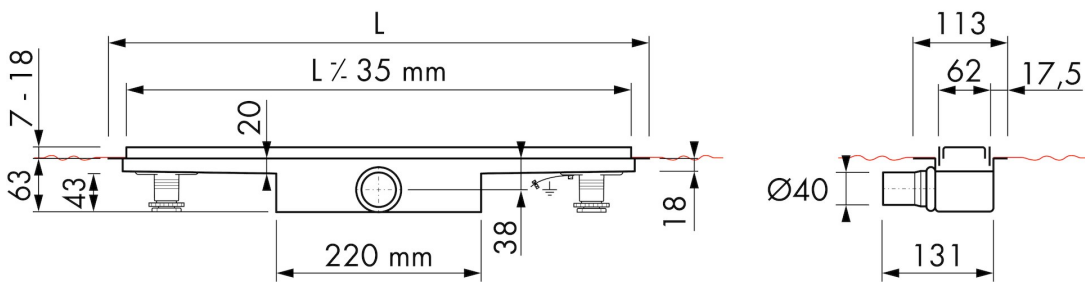
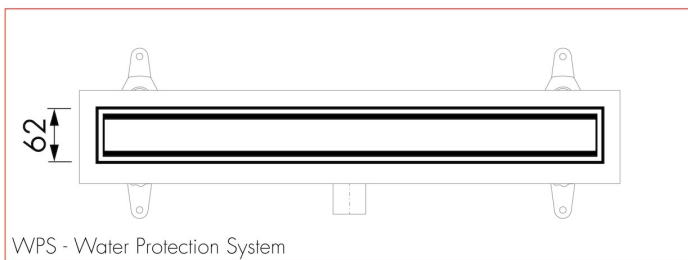
### Contact

Easy Sanitary Solutions  
 Nijverheidsstraat 60 | 7575 BK Oldenzaal | The Netherlands  
 T. +31 (0)541 200 800 | F. +31 (0)541 200 899  
 sales@esspost.com | www.easydrain.com

## ARTICLE CODE

500 mm	EDM1TAFZM500-30B		
600 mm	EDM1TAFZM600-30B		
700 mm	EDM1TAFZM700-30B		
800 mm	EDM1TAFZM800-30B		
900 mm	EDM1TAFZM900-30B		
1000 mm	EDM1TAFZM1000-30B		
1100 mm	EDM1TAFZM1100-30B		
1200 mm	EDM1TAFZM1200-30B		

## TECHNICAL DRAWINGS



**Manufacturer**

Easy Sanitary Solutions  
 Nijverheidsstraat 60 | 7575 BK Oldenzaal | The Netherlands  
 T. +31 (0)541 200 800 | F. +31 (0)541 200 899  
 info@esspost.com | www.easydrain.com

**Contact**

Easy Sanitary Solutions  
 Nijverheidsstraat 60 | 7575 BK Oldenzaal | The Netherlands  
 T. +31 (0)541 200 800 | F. +31 (0)541 200 899  
 sales@esspost.com | www.easydrain.com