

ULTRA 9000

SUBMERSIBLE PUMP WITH BUILT-IN FLOAT SWITCH



SICCE[®]
technology for water applications

5 YEAR
GUARANTEE
3+2 WITH ONLINE
REGISTRATION

**MADE
IN
ITALY**


LOW LEVEL
INTAKE


SOLID
HANDLINGS

APPLICATIONS



DOMESTIC

INTEGRATED ELECTRONIC
FLOATING SWITCH



ADJUSTABLE WATER INTAKE
from 15mm down to 5mm

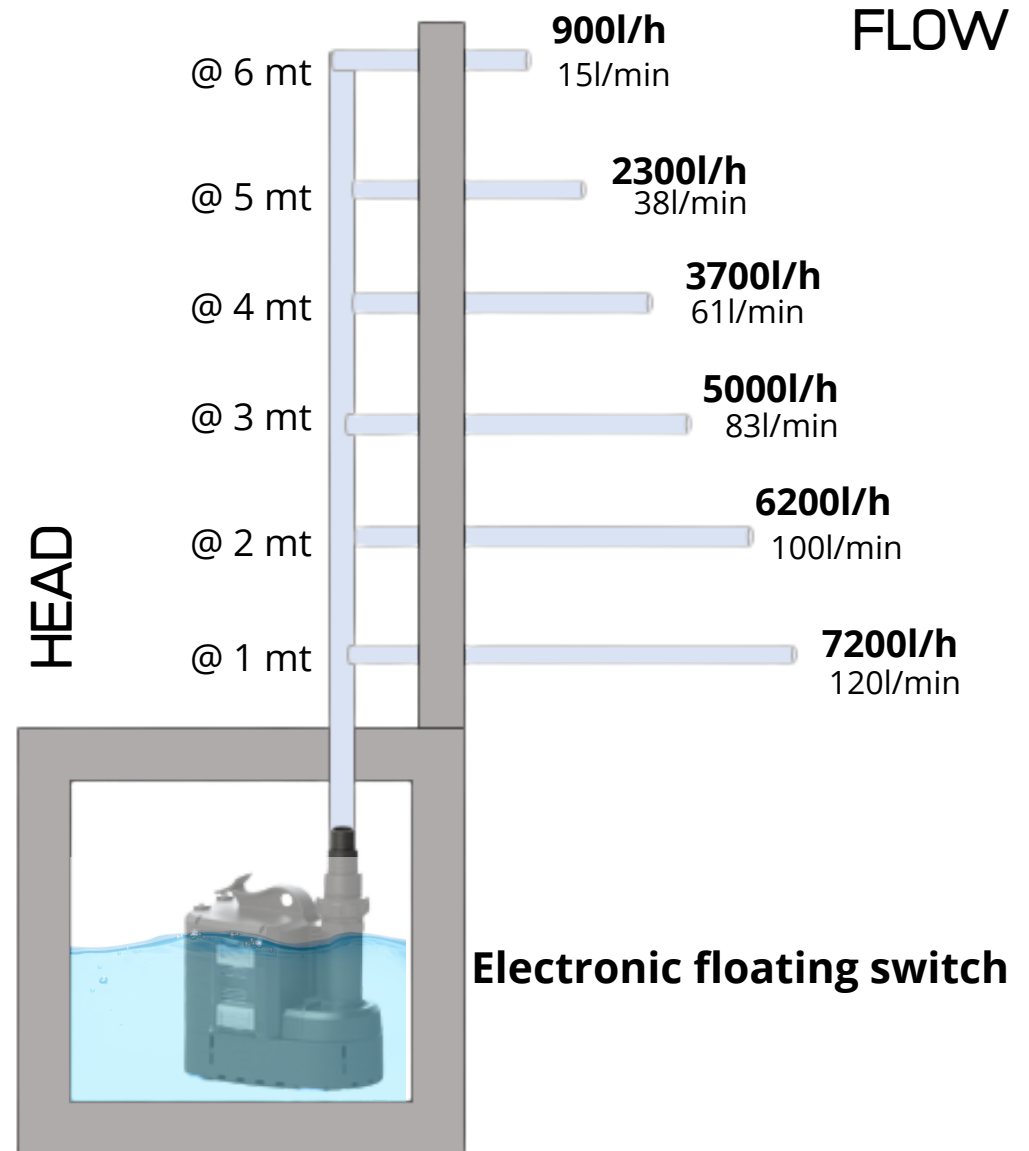
**PRACTICAL AND COMPACT - IDEAL FOR
FLOODING FLOOR**

APPLICATIONS




WELLS

Permanent Installation



HYDRAULIC PERFORMANCES FOR TEMPORARY OR PERMANENT USE

APPLICATIONS



POOLS

Automatic Mode
Floating switch

Countinuos
operation

180° Rotating
Horizontal
Water Inlet elbow
1" ½ GAS thread




**RESIDUE-FREE EMPTING PUMP DOUBLE
ADJUSTABLE OUTPUT**

APPLICATIONS



3 Steps
Hose fitting
25-32-40 dia
flexible tube



Opening Door for
routine maintenance
at the floating switch
system

Casters to regulate
the intake level
from the bottom

Cleaning the reservoir and changing the water regularly is essential to prevent bacteria and fungi from settling in and making the plants ill. Having a separate drain pump that draws from the bottom at minimum levels guarantees a fast and effective drainage and cleaning operation.

HYDROPONIC

Water change in big sizes tank

QUICK OPERATION DURING WATER CHANGES AND
CLEANING

110 Watt Only

TECHNICAL DETAILS



PUMP PERFORMANCES

Q- Max	8500l/h
H- Min-Max	6,6 mt
Max Power consumption	110 W - 0.15CV
Solids handling	8mm
Liquid Type	Gray- Clear Water
Max temperature	35°
Application	Submersed
Cable Length	10m - 20ft
Warranty	5 YEARS

MOTOR

Type	Brushless Permanent Magnet with inverter
Rotation Speed (RPM)	Variable
Insulation class	1
Protection Degree	IP X8
Voltage	230-120V
Over load protection	BUILT-IN thermal protection + dry running protection + Rotor blocked protection

TECHNICAL CONSTRUCTION

Impeller	Self Cleaning
Rotor	PP Coating rotor
Integrated Electronic Floating switch	
Shaft	Polished- High Quality Ceramic calibrated
Bearing	Polished- High Quality Ceramic calibrated

MATERIALS

Casing	ABS + GF
Impeller	POM
Shaft	Ceramic
Hose fittings	Polypropilene
Oring	NBR

PIPE CONNECTION

Outlet	1 1/2" GAS Therad
Removable Horizontal elbow	1 1/2" GAS Therad
3 step Hose fitting	25 - 32 - 40mm
Below Water level	2 m

OVERVIEW



ULTRA 9000

- 8500 L/h - 6,6 mt
- 2 mt depth
- 5mm residual level
- **Intake regulation**
- IP 68
- **Built-in Floating switch**
- 10mt Cable

ONLY 110 WATT-

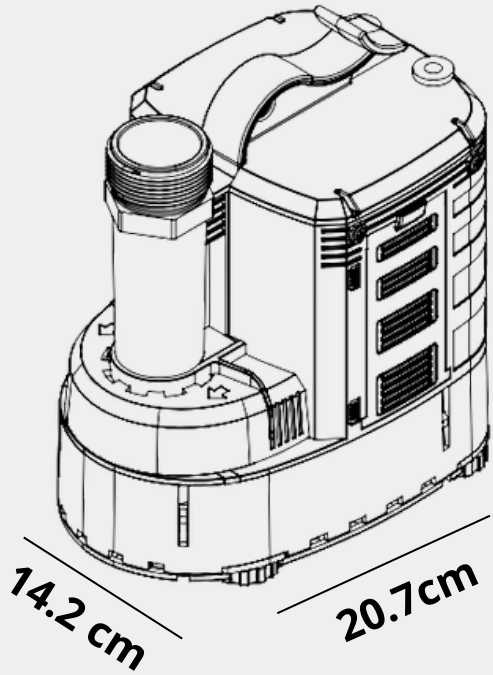
On average more than 50% Energy saving considering the available offer in the market

PRODUCT'S PLUS

SICCE DRENAGE PUMPS



ULTRA ZERO MASTER DW 4000- 5500

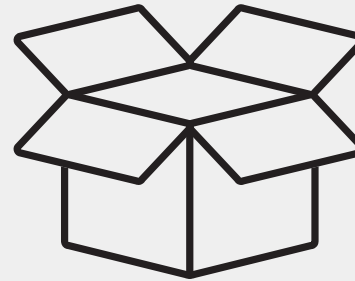


LOGISTIC

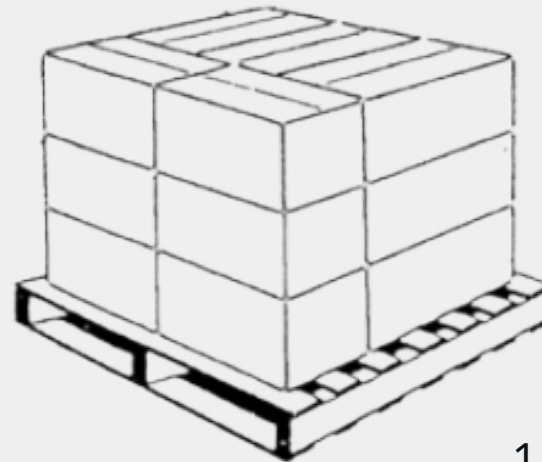


BOX size

27.5x 18.4 x cm 25H



4 Pieces x **Outer**



Euro Palette

80x 120 x cm 226H

3 Layers x 8 outer

96 + 16 on the top =
112 Units = FULL Palett