SYMBOL DEFINITION		
A DIMENSION WITHOUT AN INSPECTION REPORT SYMBOL (_) DOES NOT REQUIRE INSPECTION. IT MAY BE CONTROLLED ON THE INDIVIDUAL COMPONENT DRAWING.	TOTAL NO OF INSPECTIONS REQUIRED	25
	LAST NO. USED	25

MISSING SYMBOLS
NO MISSING SYMBOL NUMBER

DWG STATUS DATE	STS	REC	N/P	CHG	ZONE	REVISION HISTORY	AUTH	DR	APVD	APVD 1	APVD 2
07JN02	R	10	-	-		15304909 - OBSOLETES 15304908 - MATING CONN 15326762 WAS 15304906; ALL PARTS - CLEARED REV COLUMN, UPDATED MAT'L SPEC & UPDATED PDM ATTRIBUTES	226232	EES	EES	CAM	
01AU03	R	11	-	-		ALL ACTIVE PARTS - DRAWING NAME WAS "TAXI CONN 30 F W/P MIXED"	244183	TLD	TLD	MLP	
25MR07	R	12	-	-		15304908 - UPDATED PDM ATTRIBUTES	430936	JBD	JMM	GBJ	
22SE08	R	13	-	-		ALL ACTIVE PARTS - UPDATED MAT'L CALLOUT	436623	JAP	WAD	JAP	
06OC09	R	14	-	-		15304908 - REVISION C5 WAS 04 FOR AUTH NUMBER 406373; 15304414 - REVISION A5 WAS 02 FOR AUTH NUMBER 406623; ALL ACTIVE PARTS - UPDATED MAT'L SPEC	439112	DGL	JMM	RAP	

TYPE 102
SAME AS TYPE 101
EXCEPT AS SHOWN
SCALE 1:1

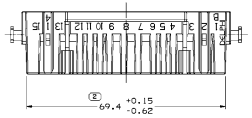

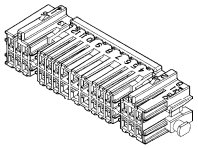

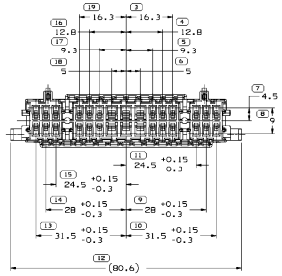

TYPE 101

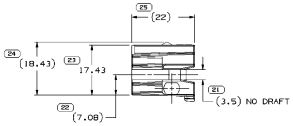

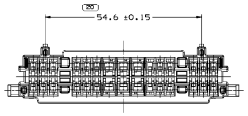

NOTES

1. UNLESS OTHERWISE SPECIFIED AND/OR INDICATED:

   DIMENSIONS ARE TO FACE OF VIEW SHOWN AND AUTOMATICALLY ROUNDED BY COMPUTER FOR INSPECTION (SEE MATH MODEL FOR PRECISE DIMENSIONS). FOR ALL OTHER DIMENSIONS NOT SHOWN BUT REQUIRED FOR TOOL BUILD, SEE MATH MODEL FOR PRECISE TOOL PATH DATA.

2. MATERIAL RECYCLING CODE PER ISO 11469, (21X10.1) CHARACTERS AS SHOWN TO BE LOCATED ON ANY EXTERIOR SURFACE. OPTIONAL CONSTRUCTION TO BE NO MATERIAL RECYCLING CODE.

3. THIS PRODUCT IS NOT CATEGORIZED AS AN APPEARANCE ITEM. MINOR IMPERFECTIONS INCLUDING, BUT NOT LIMITED TO, FLOW MARKS, COLOR BLEMISHES, GATE VESTIGE, AND SOFT FLASH THAT DO NOT AFFECT THE FIT, FORM, OR FUNCTION OF THE PART ARE PERMISSIBLE PER DRNP-4.7-CS-01.

4. THIS PART IS NOT CONTROLLED FOR AUTOMATIC FEEDING.

5. (11.6)X(0.1) DELPHI CORPORATE BRAND TO BE LOCATED ON ANY EXTERIOR SURFACE, PREFERABLY VISIBLE AT FINAL ASSEMBLY. OPTIONAL CONSTRUCTION FOR EXISTING TOOLING MAY BE "PED" OR NO LOGO.

6. FOR APPLICATION DATA SEE THE INDIVIDUAL APPLICATION DRAWINGS.

PART NO	REV	N/P	STATUS	TYPE	MATERIAL SPECIFICATION & COLOR	VOLUME (CM³)
15326416	A3	-		101	POLYAMIDE COMPOUND BROWN	11.679
15304909	C1	-	OBSOLETE	102	POLYAMIDE COMPOUND BLACK	11.576
15304908	C6	-		101	POLYAMIDE COMPOUND BLACK	11.579

DWG TYPE	PART DRAWING
STYLE	
VOLUME (CM³)	SEE CHART
SCALE	2:1

UNLESS OTHERWISE SPECIFIED
THIS DOCUMENT IS TO HONOR/ADHERE WITH THE FOLLOWING: DELPHI PACKARD ELECTRICAL/ELECTRONIC ARCHITECTURE GENERAL SPECIFICATIONS, DELPHI PACKARD ELECTRICAL/ELECTRONIC ARCHITECTURE GENERAL SPECIFICATIONS, TOOLING SPECIFICATIONS, AND THE ATTACHED DRAWING. THE CUSTOMER SHALL BE RESPONSIBLE FOR ANY ADDITIONAL REQUIREMENTS IN CONTRACTS OR WORKSTATEMENTS. DELPHI ASSUMES NO RESPONSIBILITY FOR ANY REQUIREMENTS NOT REFERENCED OR CONTAINED IN THIS DRAWING.
ALL DIMENSIONS ARE IN MILLIMETERS

MATERIAL
SEE CHART

DRAWING NAME
TAXI CONN F 6T 150 280

DELPHI
DELPHI PACKARD ELECTRICAL/ELECTRONIC ARCHITECTURE
WARREN, OH

		DATE
DR		
APVD1	MIKE ROMERO	25OC96
APVD2	R. TURNBULL	25OC96
APVD3	JOSEPH SVETTE	01NO96
APVD4		
APVD5		

SUBSTANCES OF CONCERN AND RECYCLED CONTENT PER DELPHI 10N4000

DRAWING NUMBER
15304915

SIZE	SCALE	FRAME NO	SHEET NO	QTY	REV	N/P
AD	2:1	1 OF 1	1 OF 1	1	R 14	-

C12 PROCESS INSPECTION STANDARDS
DIMENSIONS ISO 2768 m / J TOLERANCE
ANGLES ±0.5° UNLESS OTHERWISE
LIMITS OR DEVIATIONS

DIMENSIONAL RANGE											
FROM	> 0	> 3	> 6	> 30	> 76	> 120	> 150	> 250	> 350	> 400	
TO	3	6	30	76	120	150	250	350	400		
TOLERANCE	±0.2	±0.3	±0.5	±0.8	±1.2	±1.5	±2	±3	±4		

DIMENSIONAL RANGE											
FROM	> 0	> 3	> 6	> 30	> 76	> 120	> 150	> 250	> 350	> 400	
TO	3	6	30	76	120	150	250	350	400		
TOLERANCE	±0.2	±0.3	±0.5	±0.8	±1.2	±1.5	±2	±3	±4		

THIRD ANGLE PROJECTION

DO NOT SCALE

USE MATH DATA

NX

© 2004 DELPHI CORP. INC.