ASSEMBLY PART NUMBER CHART

PART NUMBERS				KEY OPTION	COMPONENTS					
					ITEM 1	ITEM 2			ITEM 3	ITEM 4
					INSULATOR (HOUSING)	TPA PA66 GF35			RING SEAL	CPA (RED)
DELPHI	REV	MVL	REV		PA66 GF35	COLOR	DELPHI	MVL	SILICON	PA66 GF35
13841589	01	F339700	A	A	33509526 BLACK	DK GREY	33509815	F129600	DELPHI 33509795	NO
13856355	01	F619600	A	A	DELPHI 33509827	GREY	33509815	F129600		
3351-3151	01	F719600	A	B		NATURAL	33509816	F229600		
3351-3152	01	F819600	A	C		TBD	33509817	F329600		
3351-3153	01	F919600	A	D		TBD	33509818	F429600		
3351-3154	02	F264310	B	A	MVL F529600 BLACK	GREY	33509815	F129600	MVL C629600 LT BLUE	
3351-3155	02	F737310	B	B		NATURAL	33509816	F229600		DELPHI 33503756 MVL F752210
-	-	TBD	-	C		TBD	33509817	F329600		
-	-	TBD	-	D		TBD	33509818	F429600		
39099999	01	-	-	A	33509526 BLACK	DK GREY	33509815	F129600		

APPLICABLE COMPONENTS CHART

ITEM NO.	DESCRIPTION	PLATING OP. COLOR	SUPPLIER NAME	SUPPLIER NUMBER	DELPHI NUMBER	GRIP CODE	WIRE SIZE	WIRE INSULATION DIAMETER RANGE	MATERIAL/SPEC NO.
5	2.8mm SEALED SYSTEM TERMINAL (F)	TIN	MVL	54001807	10810375	18	20-18 AWG 0.50-1.00mm²	1.40mm-2.13mm	COPPER ALLOY / NA
	2.8mm SEALED SYSTEM TERMINAL (F)	TIN	MVL	54001404	13627267	14	16-14 AWG 1.50-2.50mm²	2.18mm-3.00mm	COPPER ALLOY / NA
	2.8mm SEALED SYSTEM TERMINAL (F)	GOLD	MVL	54001811	13948955	18AU	20-18 AWG 0.50-1.00mm²	1.40mm-2.13mm	COPPER ALLOY / NA
	2.8mm SEALED SYSTEM TERMINAL (F)	GOLD	MVL	54001410	15470590	14AU	16-14 AWG 1.50-2.50mm²	2.18mm-3.00mm	COPPER ALLOY / NA
6	2.80mm SYSTEM CABLE SEAL ROUND	GREEN	MVL (OSRI)	F676000	13791654	X	20-18 AWG 0.50-1.00mm²	1.40mm-2.13mm	SILICONE
	2.80mm SYSTEM CABLE SEAL ROUND	BLUE	MVL (OSRI)	F576000	13948585	X	16-14 AWG 1.50-2.50mm²	2.18mm-2.80mm	SILICONE
	2.80mm SYSTEM CABLE SEAL ROUND	YELLOW	MVL	60994034	10779161	X	2.5mm²	2.70mm-3.00mm	SILICONE
7	2.80MM SYSTEM CAVITY PLUG ROUND	WHITE	DELPHI	-	15305170	OPTIONAL AS REQUIRED			SILICONE

SCALE 1:1

SCALE 1:1

DWG STATUS					ZONE	REVISION HISTORY	AUTH	DR	APVD	APVD
DATE	STR	REC	RLP	DIB					1	2
15APR17	R	B2	-	-		FILE TRANSLATED FROM MXL SYSTEM AND REDRAWN IN NX WITH MISSED DPN 13841589	SLR	SLR	SLR	SLR
12APR17	R	B1	-	-		ADDED PART NUMBER 39099999	435858	SM	SM	AND

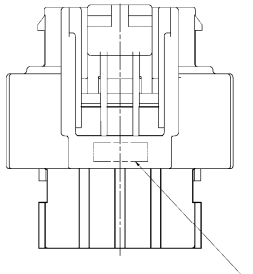

OPTIONAL: ASSEMBLY NUMBER, DATE CODE AND MACHINE NUMBER LOCATION-SEE NOTES

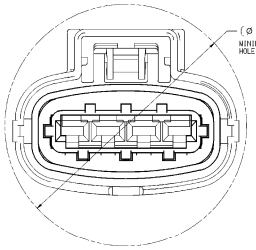

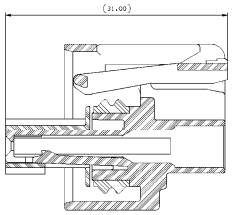

SECTION B-B
TPA SHOWN IN FINAL LOCK POSITION

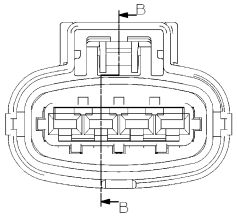

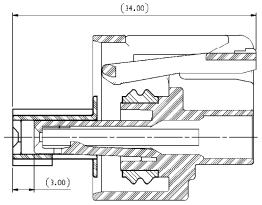

SECTION A-A
TPA SHOWN IN PRE-LOCK POSITION

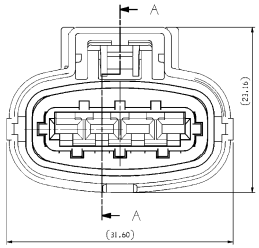

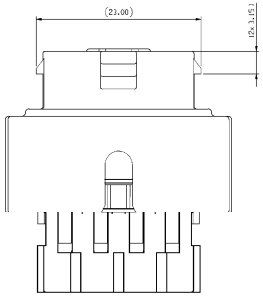

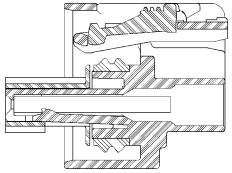

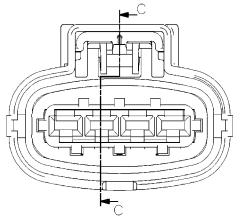

SECTION C-C
SHOWN WITH OPTIONAL CPA

NOTES:

11 VALIDATED TO SAE/USCAR-2 REV 5

21 VALIDATED TO THE FOLLOWING TEMP, VIBRATION, AND SEALING CLASSES:
- SAE/USCAR-2 V3 T3 (125°C) WITH GOLD TERMINALS
- SAE/USCAR-2 SEALING S3 T3 (125°C)(ISO16750 9K EQUIVELENT)

31 CONNECTOR MAY BE USED WITH THE FOLLOWING TERMINALS:
- DELPHI APEX 2.8 TERMINALS LISTED IN THE APPLICABLE COMPONENTS CHART ON THIS DRAWING WITH WIRE SIZES DEFINED IN NOTE 4.
- SEE DELPHI DRAWING C15004-CUST FOR SPECIFIC TERMINAL DETAILS AND CRIMPING REQUIREMENTS
- PLATING OF TERMINALS AND MATING DEVICE BLADES MUST BE COMPATIBLE SEE NOTE 5
- EXCESSIVELY THICK TIN PLATING ON DEVICE BLADES IS NOT RECOMMENDED

41 CONNECTOR SYSTEM VALIDATED TO USCAR-2 REQUIREMENTS WITH THE FOLLOWING RANGE OF WIRE SIZES AND TYPES IN CONJUNCTION WITH APPROPRIATE COMPONENTS FOUND IN THE "APPLICABLE COMPONENTS" CHART:
AWG - WIRE SIZES: 20AWG - 14AWG
INSULATION DIAMETER: 1.70mm MIN - 2.77mm MAX
WIRE TYPE: MIL-123-A, MS-8288 OR EQUIVALENT
(STRUCTURE AND PROPERTIES ACCORDING TO SAE J1128)
METRIC - WIRE SIZE: 0.50mm² - 2.50mm²
INSULATION DIAMETER: 1.40mm MIN - 3.00mm MAX
WIRE TYPE: FLRQX-A OR EQUIVALENT
(STRUCTURE AND PROPERTIES ACCORDING TO ISO 6722)

CONTACT DELPHI ENGINEERING REGARDING USE OF OTHER WIRE SIZES AND/OR TYPES

WIRE AND INSULATION TYPE MUST BE APPROPRIATE FOR TEMPERATURE CLASS & APPLICATION ENVIRONMENT.

51 CONNECTOR IS MATE COMPATIBLE WITH DEVICES CONFORMING WITH THE FOLLOWING INTERFACE SPECIFICATIONS:
- BOSCH DWG (9268500000 VARIANT A
- GM DWG 13115604

FOR CONSTRUCTION OF NEW DEVICES, SEE SHEET 2 FOR INTERFACE DETAILS.

NOTE: EXCESSIVELY THICK TIN PLATING ON DEVICE BLADES IS NOT RECOMMENDED. SEE EWCAP-001 (280-1001) BLADE SPECIFICATION FOR PREFERRED PLATING

DEVICE SUPPLIERS RESPONSIBLE FOR VALIDATING PERFORMANCE OF DEVICE TO SAE/USCAR-2 REV 5

61 ANNUAL QUALITY REQUIREMENTS:
- IT IS PERMISSIBLE TO PERFORM CONTINUOUS CONFORMANCE PER DELPHI SPECIFICATION #AQA-001 INSTEAD OF ANNUAL LAYOUT AND ANNUAL PV REQUIREMENTS OF ISO TS16949 AND SAE/USCAR-2 REV 5. FOR TERMINAL TO CONNECTOR AND TPA TO CONNECTOR ONLY.

71 SOURCE ID, MOLD & CAVITY ID SIGNIFIES TOOL OWNERSHIP. FOR REFERENCE

81 (X) INDICATES IN-PROCESS INSPECTION FOR MANUFACTURING DIMENSIONS OR SPECIFICATIONS.

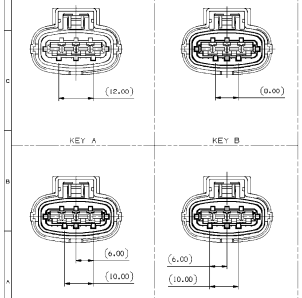

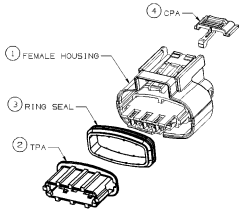

SCALE 2:1

(N/A)	PROCESS INSPECTION STANDARDS	REFERENCE
	STANDARDS DIN 2403 IN / J 1926/3 ISO 1101 / ISO 8015 / ISO 14405 / ISO 8015 ALSO SEE DETAIL SHEET	PCC062741B

| STANDARD CONVERSIONS | | | | |