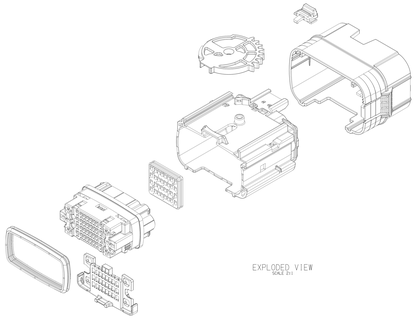

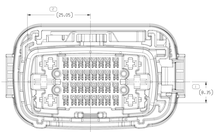

TYPE 102
SAME AS TYPE 101
EXCEPT AS SHOWN

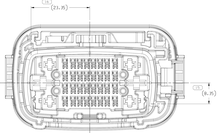

TYPE 105
SAME AS TYPE 101
EXCEPT AS SHOWN

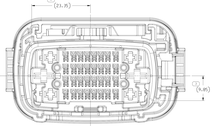

TYPE 103
SAME AS TYPE 101
EXCEPT AS SHOWN

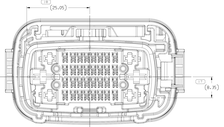

TYPE 106
SAME AS TYPE 101
EXCEPT AS SHOWN

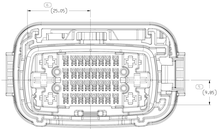

TYPE 104
SAME AS TYPE 101
EXCEPT AS SHOWN

SYMBOL DEFINITION
A DIMENSION WITHOUT AN INSPECTION REPORT SYMBOL MAY DOES NOT REQUIRE INSPECTION, IT MAY BE CONTROLLED ON THE INDIVIDUAL COMPONENT DRAWING.

TOTAL NO OF INSPECTIONS REQUIRED	18
LAST NO. USED	18

NO MISSING SYMBOLS
NO MISSING SYMBOL NUMBER

REVISION HISTORY							
SYMBOL	ZONE	DESCRIPTION	DATE	DRAWN	CHK'D	APV'D	ECO NO.
PRAXIS	A1	ALL PARTS - SLIMED FROM 35590154-0000-01 REV 01 AND RELEASED FOR MFG					1997

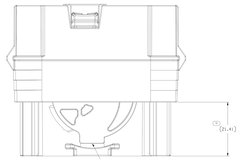

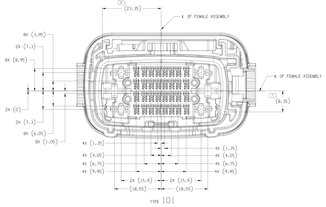

TYPE 101

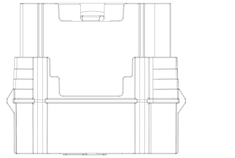

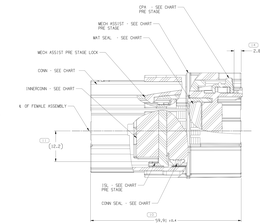

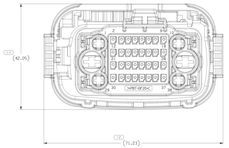

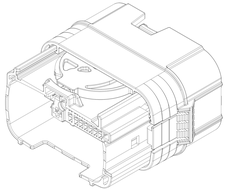

NOTES:

1. UNLESS OTHERWISE SPECIFIED AND/OR INDICATED:
   DIMENSIONS ARE TO FACE OF VIEW SHOWN AND
   TO CENTER OF FEATURE ON THAT VIEW. INSPECTION
   TOOL WITH MODEL FOR PRECISE DIMENSIONS FOR ALL
   OTHER DIMENSIONS NOT SHOWN BUT REQUIRED FOR TOOL
   BUILD. SEE WITH MODEL FOR PRECISE TOOL PATH DATA.

2. SEALING CODE 3 - DESIGN WILL PASS SALT FOG AND IMMERSION
   TESTING. SEE SPEC 108-2004 FOR DETAILS. SEE SPEC
   108-2004 IMMERSION PROFILE FOR TEST METHOD PROFILE.
   SEALING CODE 3 IS NOT INTENDED FOR USE WITH NON-
   MOBILE CONNECTORS, ETC WHEN MATED TO
   MATING PART OR EQUIVALENT

3. THIS PRODUCT IS NOT CATEGORIZED AS AN APPEARANCE ITEM, MINOR
   IMPERFECTIONS SUCH AS SCRATCHES, DENTS, DISCOLORATION, ETC
   (INCLUDING MATERIAL AND NOT LIMITED TO) ARE ACCEPTABLE THE
   FIT, FORM, OR FUNCTION OF THE PART ARE PERMISSIBLE PER EMP-F-1/CS-01-EN.

4. FOR APPLICATION DATA SEE THE INDIVIDUAL APPLICATION DRAWINGS.

| FEMALE ASSEMBLY | | | | | | |