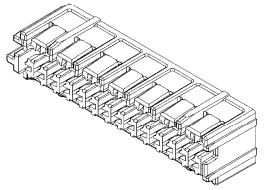
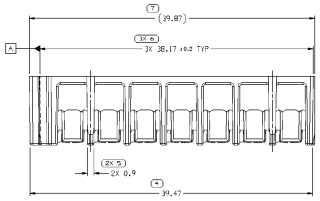
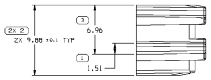
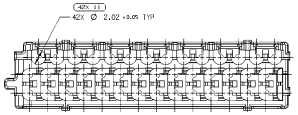
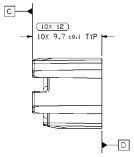
SYMBOL DEFINITION			MISSING SYMBOLS	ENG STATUS				ZONE	REVISION HISTORY	AUTH	DR	APVD/APVD
				DATE	STR	REQ	N/P	CHG				1 \| 2
A DIMENSION WITHOUT AN INSPECTION REPORT SYMBOL (□) DOES NOT REQUIRE INSPECTION. IT MAY BE CONTROLLED ON THE INDIVIDUAL COMPONENT DRAWING.	TOTAL NO OF INSPECTIONS REQUIRED	112	NO MISSING SYMBOL NUMBER	01JN17	R	01	-	-	1535664 - WAS SEPARATE DRAWING 35091458 - RELEASED	41681	CSD	CSD/APVD
	LAST NO. USED	14										

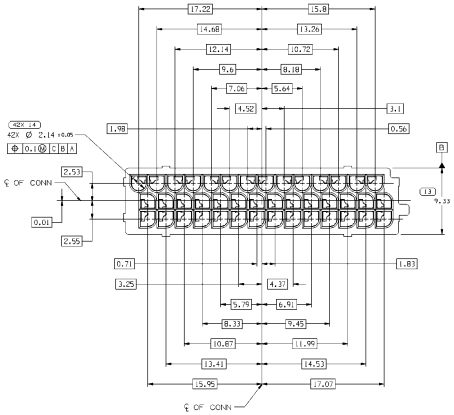


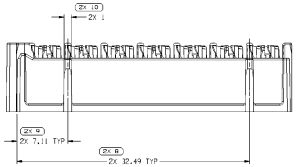












NOTES

1. UNLESS OTHERWISE SPECIFIED AND/OR INDICATED:

 DIMENSIONS ARE TO FACE OF VIEW SHOWN AND AUTOMATICALLY ROUNDED BY COMPUTER FOR INSPECTION (SEE MATH MODEL FOR PRECISE DIMENSIONS). FOR ALL OTHER DIMENSIONS NOT SHOWN BUT REQUIRED FOR TOOL BUILD, SEE MATH MODEL FOR PRECISE TOOL PATH DATA.

2. THIS PRODUCT IS NOT CATEGORIZED AS AN APPEARANCE ITEM. MINOR IMPERFECTIONS INCLUDING, BUT NOT LIMITED TO, FLOW MARKS, COLOR BLEMISHES, GATE VESTIGE, AND SOFT FLASH THAT DO NOT AFFECT THE FIT, FORM, OR FUNCTION OF THE PART ARE PERMISSIBLE PER EANP_4-3_CS_01_EN.

3. REFERENCE MATING COMPONENTS OR EQUIVALENT:

 CONNECTOR 13524264

4. 12.3±X(0.1) DELPHI CORPORATE BRAND TO BE LOCATED ON ANY EXTERIOR SURFACE, PREFERABLY VISIBLE AT FINAL ASSEMBLY. OPTIONAL CONSTRUCTION FOR EXISTING TOOLING MAY BE "PED" OR NO LOGO.

PART NO	REV	N/P	MATERIAL SPECIFICATION AND COLOR	VOLUME (CM³)
35091458	01	-	POLYESTER COMPOUND NATURAL	1.370
1535664	01	AA	POLYESTER COMPOUND NATURAL	1.370

THE DRAWN TERMINAL PORT NUMBER AND/OR UNIT PHYSICAL PARTS ARE NOT AVAILABLE FOR ORDERING.

PART NUMBERS THAT OR NOT HAVE A LINE PRESENT UNDER/OR THAT PHYSICAL PARTS ARE AVAILABLE FOR ORDERING.

CONTACT DELPHI SALES TO ASSURE AVAILABILITY OF PARTS.

DRAWING TYPE: PART DRAWING

STYLE

VOLUME (CM³) | DESIGN OWN

UNLESS OTHERWISE SPECIFIED

THIS DRAWING IS IN ACCORDANCE WITH ISO 1101 PER ASME Y14.5M-1994 EXCEPT AS MODIFIED BY DELPHI SPECIFICATIONS. GEOMETRIC TOLERANCING AND DATUMS APPLY AT MMC UNLESS OTHERWISE SPECIFIED. FEATURES NOT BY BASIC DIMENSIONALLY ESTABLISHED BY DATUM REFERENCES.

MATERIALS: SEE CHART

ALL DIMENSIONS ARE IN MILLIMETERS

(4) PROCESS SENSITIVE DIMENSION

DIMENSIONS ENCLOSED IN () ARE FOR REFERENCE ONLY AND ARE NOT TO BE TOLERANCED UNLESS OTHERWISE STATED.

REFERENCE

STANDARD TOOL TOLERANCE CHART									
FROM	0.5	3.20	7.35	12.50	31.00	51.00	201.00	301.00	401.00
TO	3.20	7.35	12.50	31.00	51.00	201.00	301.00	401.00	
TOLERANCE (PLUS OR MINUS)	0.10	0.15	0.20	0.25	0.30	0.40	0.50	0.60	0.70

DIMENSIONS ARE IN MILLIMETERS | SCALE 4:1 | SHEET SIZE A3

DO NOT SCALE — USE MATH DATA

THIRD ANGLE PROJECTION

DELPHI

DELPHI PACKARD ELECTRICAL/ELECTRONIC ARCHITECTURE

COPYRIGHT 2017 DELPHI AUTOMOTIVE LLP AND/OR ITS AFFILIATES.
ALL RIGHTS RESERVED.

THIS DRAWING IS THE PROPERTY OF DELPHI CORPORATION AND CONTAINS DISTRICTLY CONFIDENTIAL INFORMATION. IT IS LOANED SUBJECT TO THE AGREEMENT OF MUTUAL CONFIDENTIALITY BETWEEN THE RECIPIENT AND DELPHI CORPORATION. IT MUST BE RETURNED UPON REQUEST. IT MAY NOT BE COPIED OR USED, IN WHOLE OR IN PART, FOR ANY PURPOSE WITHOUT EXPRESS AUTHORIZATION FROM DELPHI CORPORATION.

DR		DATE
APVD1	CARLOS DELGADILLO	31MY17
APVD2	CARLOS DELGADILLO	31MY17
APVD3	VANESSA ROBLES	01JN17
APVD4		
APVD5		

SUBSTANCES OF CONCERN AND RECYCLED CONTENT PER DELPHI (EMA0001)

DRAWING NAME: TAXI LOCK INTERCONNECT MIC/P 064

DRAWING NUMBER: 35092349

SIZE	SCALE	TRANS REF	SHEET NO	ATO	REV	N/P
A0	5:1		1 OF 1	1	01	-