SYMBOL DEFINITION		
A DIMENSION WITHOUT AN INSPECTION REPORT SYMBOL DOES NOT REQUIRE INSPECTION. IT MAY BE CONTROLLED ON THE INDIVIDUAL COMPONENT DRAWING.	TOTAL NO OF INSPECTIONS REQUIRED	22
	LAST NO. USED	19

MISSING SYMBOLS
NO MISSING SYMBOL NUMBER

DWG STATUS					ZONE	REVISION HISTORY	AUTH	DR	APVD	APVD
DATE	SUB	REL	PLP	CHG					1	2
01AU22	R	01	-	-		CREATED PART DRAWING	448427	GB	AM	FLX

CODE A

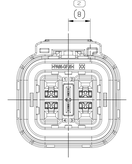

CODE B
SAME AS CODE A
EXCEPT AS SHOWN

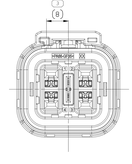

CODE C
SAME AS CODE A
EXCEPT AS SHOWN

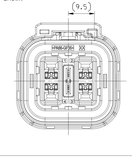

CODE D
SAME AS CODE A
EXCEPT AS SHOWN

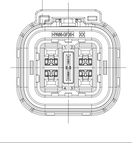

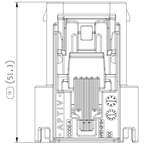

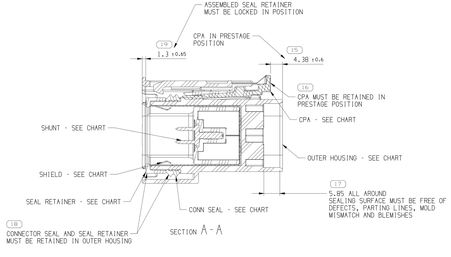



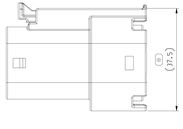

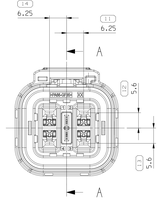

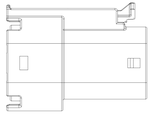

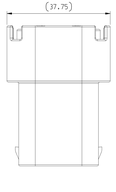

CODE	DESCRIPTION	PART-NO	REV	QTY	MATERIAL	SIMILAR TO RAL	VOLUME CM³
A	RECEPTACLE HOUSING SUBASSEMBLY-CODE A	35607516	01	-	-	-	
1	OUTER HOUSING FOR CODE A	35607523	-	1	POLYESTER	-	14.79
2	SEAL RETAINER	35607540	-	1	POLYAMIDE	-	1.17
3	INNER HOUSING	35607535	-	1	POLYAMIDE	-	5.89
4	SHIELDING	35607537	-	2	COPPER ALLOY	-	0.91
5	SHUNT	33299844	-	1	COPPER ALLOY	-	0.03
6	HOUSING SEAL	35607538	-	1	SILICON RUBBER	-	0.87
7	CPA	35327279	-	1	POLYESTER	-	0.92
B	RECEPTACLE HOUSING SUBASSEMBLY-CODE B	35607517	01	-	-	-	
1	OUTER HOUSING FOR CODE B	35607525	-	1	POLYESTER	-	14.79
2	SEAL RETAINER	35607540	-	1	POLYAMIDE	-	1.17
3	INNER HOUSING	35607535	-	1	POLYAMIDE	-	5.89
4	SHIELDING	35607537	-	2	COPPER ALLOY	-	0.91
5	SHUNT	33299844	-	1	COPPER ALLOY	-	0.03
6	HOUSING SEAL	35607538	-	1	SILICON RUBBER	-	0.87
7	CPA	35327279	-	1	POLYESTER	-	0.92
C	RECEPTACLE HOUSING SUBASSEMBLY-CODE C	35607519	01	-	-	-	
1	OUTER HOUSING FOR CODE C	35607528	-	1	POLYESTER	-	14.79
2	SEAL RETAINER	35607540	-	1	POLYAMIDE	-	1.17
3	INNER HOUSING	35607535	-	1	POLYAMIDE	-	5.89
4	SHIELDING	35607537	-	2	COPPER ALLOY	-	0.91
5	SHUNT	33299844	-	1	COPPER ALLOY	-	0.03
6	HOUSING SEAL	35607538	-	1	SILICON RUBBER	-	0.87
7	CPA	35327279	-	1	POLYESTER	-	0.92
D	RECEPTACLE HOUSING SUBASSEMBLY-CODE D	35607521	01	-	-	-	
1	OUTER HOUSING FOR CODE D	35607529	-	1	POLYESTER	-	14.79
2	SEAL RETAINER	35607540	-	1	POLYAMIDE	-	1.17
3	INNER HOUSING	35607535	-	1	POLYAMIDE	-	5.89
4	SHIELDING	35607537	-	2	COPPER ALLOY	-	0.91
5	SHUNT	33299844	-	1	COPPER ALLOY	-	0.03
6	HOUSING SEAL	35607538	-	1	SILICON RUBBER	-	0.87
7	CPA	35327279	-	1	POLYESTER	-	0.92

ADDITIONAL ASSEMBLY INFORMATION

INNER CONNECTOR AND SHUNT SHALL BE ASSEMBLED AS INDICTED BEFORE INSERTION INTO OUTER HOUSING ASSEMBLY.

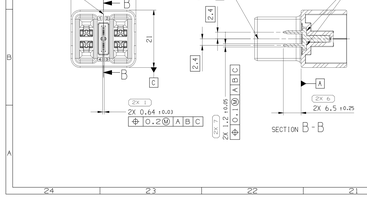

NOTES

1. UNLESS OTHERWISE SPECIFIED AND/OR INDICATED:

   DIMENSIONS ARE TO FACE OF VIEW SHOWN AND AUTOMATICALLY ROUNDED BY COMPUTER FOR INSPECTION (SEE MATH MODEL FOR PRECISE DIMENSIONS). FOR ALL OTHER DIMENSIONS NOT SHOWN BUT REQUIRED FOR TOOL BUILD, SEE MATH MODEL FOR PRECISE TOOL PATH DATA. MAX. BURR 0.05MM: MAXIMUM DRAFT ANGLE 0° 30'

2. PARTS MUST BE FREE OF DUST, DIRT, CARDBOARD FIBER, LOOSE METAL SLIVERS, OR ANY PARTICULATE THAT MAY CAUSE FIT OR FUNCTION CONCERNS.

3. PARTS MUST BE PACKAGED IN COMPARTMENTAL CONTAINERS OR TRAYS, ENCLOSED IN CLEAN POLYETHYLENE BAGS.

4. WIRING HARNESS MANUFACTURER SHOULD PERFORM A SEAL LEAK CHECK ON THE CONNECTOR ASSEMBLY AFTER TERMINAL LEADS ARE ASSEMBLED TO VERIFY PROPER CONNECTOR SEAL AND CABLE SEAL POSITIONS.

5. MATING DEVICES SEE ON INTERFACE DRAWING NO.: 35609862 ,35609867.

6. THIS PART USED IN LAYOUT DRAWING NUMBER 35609857

DRAWING NUMBER: 35607522							
SIZE	SCALE	FORMAT NO	SHEET NO	SHEETS	REV	NUM
A1x3	2:1	2 OF 1	1 OF 1	R	01	-

A ⚠ LINE DRAWN THROUGH A PART NUMBER INDICATES THAT PHYSICAL PARTS ARE NOT AVAILABLE FOR ORDERING.
PART NUMBERS THAT DO NOT HAVE A LINE PRESENT INDICATE THAT PHYSICAL PARTS ARE AVAILABLE FOR ORDERING.
CONTACT APTIV SALES TO ASSURE AVAILABILITY OF PARTS.

DWG TYPE	PART DRAWING
STYLE	
VOLUME CM³	SEE CHART
SYSTEM CODE	

UNLESS OTHERWISE SPECIFIED
THIS DOCUMENT IS IN ACCORDANCE WITH ASME Y14.5M-1994 AND ASME Y14.41-2003 DESIGN STANDARD BUT FOR CD INTERFACE RECONCILIATION REQUIREMENTS.

ALL DIMENSIONS ARE IN MILLIMETERS

(N/A) PROCESS SENSITIVE DIMENSION

DIMENSIONS ENCLOSED IN ( ) INDICATE REFERENCE DIMENSIONS AND NO TOLERANCE IS GIVEN FOR THOSE DIMENSIONS.

DIMENSIONAL RANGE (MM)									
FROM	0	6	30	120	315	1000	2000	4000	8000
TO	6	30	120	315	1000	2000	4000	8000	16000
TOLERANCE (UNLESS OTHERWISE SPECIFIED)									
±0.1	±0.2	±0.3	±0.4	±0.5	±0.6	±0.7	±0.8	±1.0	±1.5
ANGULAR TOLERANCE ±1°									

REFERENCE

THIRD ANGLE PROJECTION

DO NOT SCALE

USE MATH DATA

NX

	DATE
DR APVD: GURU B	01AU22
APVD2: ARTHUR MA	01AU22
APVD3: YUANLIANG XU	01AU22
APVD4:	
APVD5:	

SUBSTANCES OF CONCERN AND RECYCLED CONTENT(APVD6) (SAMPLE)

SEE CHART

DRAWING NAME: TAXI MOUN HOUSING

DRAWING NUMBER: 35607522

SIZE	SCALE	FORMAT NO	SHEET NO	SHEETS	REV	NUM
A1x3	2:1	1 OF 1	1 OF 1	R	01	-

•APTIV•
CONNECTION SYSTEMS
Chennai, India
COPYRIGHT 2022 APTIV. ALL RIGHTS RESERVED.
THIS DRAWING IS THE PROPERTY OF APTIV AND CONTAINS APTIV CONFIDENTIAL INFORMATION. THE RECEIPT OF THIS DOCUMENT OR THE UTILIZATION OF THIS DOCUMENT OR ITS RELATED CAD MATH DATA, MUST BE COMMUNICATION OF ANY CONTENT TO OTHERS, WITHOUT EXPRESS AUTHORIZATION, IS PROHIBITED.

3260725S

Sheet 1 of 1
Size A3
Date 01/06/2022
Time 12:13:05
Owner H.Sarma