SYMBOL DEFINITION			MISSING SYMBOLS
A DIMENSION WITHOUT AN INSPECTION REPORT SYMBOL [ ] DOES NOT REQUIRE INSPECTION. IT MAY BE CONTROLLED ON THE INDIVIDUAL COMPONENT DRAWING.	TOTAL NO OF INSPECTIONS REQUIRED	9	NO MISSING SYMBOL NUMBER
	LAST NO. USED	9	

DATE	STS	REC	N/P	DIB	ZONE	REVISION HISTORY	AUTH	DR	APVD 1	APVD 2
29AP04	R	01	-	-	-	CLEARED REV COLUMN AND REDRAWN TO PD1 12065852 & 12186157 - RESTRICTED1 15492567 & 15492638 - RELEASED	250888	JBD	JAA	MGP
07AP05	R	02	-	-	-	ALL PARTS - REVISED NOTE 5	266596	JPB	JAA	MTM
24OCT5	R	03	-	-	-	12065852 & 12186157 - OBSOLETE	27.8824	JTZ	JAA	MGP
25AP15	R	04	-	-	-	15492638 & 15492567 - UPDATED MOUN WASHER	429342	JVR	JAA	MGP

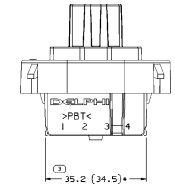

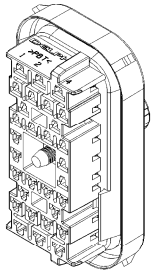

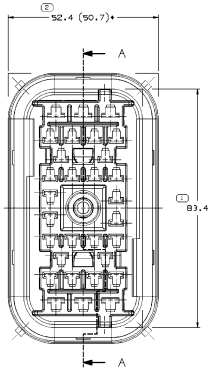

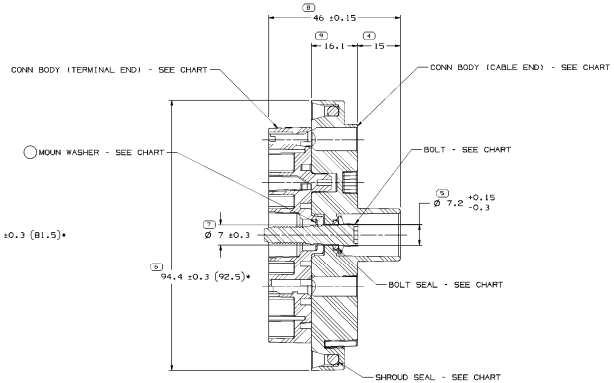

SECTION A-A

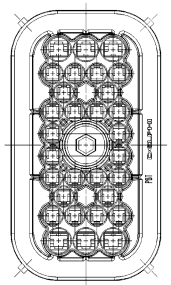

NOTES

1. UNLESS OTHERWISE SPECIFIED AND/OR INDICATED:

   DIMENSIONS ARE TO FACE OF VIEW SHOWN AND AUTOMATICALLY ROUNDED BY COMPUTER FOR INSPECTION (SEE MATH MODEL FOR PRECISE DIMENSIONS). FOR ALL OTHER DIMENSIONS NOT SHOWN BUT REQUIRED FOR TOOL BUILD, SEE MATH MODEL FOR PRECISE TOOL PATH DATA.

2. THIS ASSEMBLY IS TO BE BOLTED TO 12065844 CONNECTOR WITH A TORQUE ON THE BOLT OF 5.6 NM TO 7.9 NM

3. SEALING CODE 3 - DESIGN WILL PASS SALT FOG AND IMMERSION TEST AFTER CONDITIONING AS SPECIFIED IN ESA-644 (WEATHER-PACK),ESA-710 (METRI-PACK), ESA-650 (UNDERHOOD MICRO-PACK), C-4006 (WORLD CONNECTOR), ETC WHEN MATED TO MATING PART OR EQUIVALENT

4. THIS PART IS NOT CONTROLLED FOR AUTOMATIC FEEDING.

5. THIS PART ACCEPTS THE FOLLOWING COMPONENTS OR EQUIVALENT:

   CAVITIES A1,A2,A3,K1,K2 & K3 TO ACCEPT MP480 SERIES TERMINAL 12048450

   CAVITIES B1,B2,B3,B4,C1,C4,D1,D2,D3,D4,E1,E4,F1,F4,G1, G2,G3,G4,H1,H4,J1,J2,J3 & J4 TO ACCEPT MP280 SERIES TERMINAL 12129493 OR EQUIVALENT

   SECONDARY LOCK COMB 12066050

6. THE BOLT IS TO BE FREE TO TURN AFTER ASSEMBLY

7. RETAINER MUST WITHSTAND A MINIMUM FORCE OF 890 N APPLIED AXIALLY TO THE THREADED END OF THE BOLT.

8. THIS PART MATES WITH TO 12065847 SHROUD

9. TERMINAL RETENTION IS TO BE 67 N.

10. WHEN PARTS ARE SHIPPED THEY MUST BE PACKED IN PLASTIC LINED CONTAINERS.

11. "*" MINIMUM ALLOWABLE DIMENSION DUE TO BOW.

12. THIS PRODUCT IS NOT CATEGORIZED AS AN APPEARANCE ITEM. MINOR IMPERFECTIONS INCLUDING, BUT NOT LIMITED TO, FLOW MARKS, COLOR BLEMISHES, GATE VESTIGE, AND SOFT FLASH THAT DO NOT AFFECT THE FIT, FORM, OR FUNCTION OF THE PART ARE PERMISSIBLE PER DPNP-4.7-CS-01.

13. FOR APPLICATION DATA SEE THE INDIVIDUAL APPLICATION DRAWINGS.

PART NO	REV	N/P	BOLT	MOUN WASHER	BOLT SEAL	SHROUD SEAL	CONN BODY CABLE END	CONN BODY TERMINAL END
15492630	01	AB	15492629	15492512	12064838	12065849	12065846	12065845
15492567	01	AB	15492568	15492512	12064838	12065849	12065846	12065845
12186157	A4	-	12186156	12004737	12064838	12065849	12065846	12065845
12065852	B4	-	12065852	12004737	12064838	12065849	12065846	12065845

A PRELIMINARY USE DRAWN THREADED PART NUMBER (NN-XXXX) THAT REFERENCE PARTS ARE NOT AVAILABLE FOR ORDERING.

PART NUMBERS THAT DO NOT HAVE A LINE PREFIXED (NN-XXXX) THAT REFERENCE PARTS ARE AVAILABLE FOR ORDERING.

CONTACT ENGINE SALES TO ASSURE AVAILABILITY OF PARTS.

DWG TYPE: PART DRAWING

STYLE:

VOLUME (CM³): SCREW CONN:

UNLESS OTHERWISE SPECIFIED
THIS DOCUMENT IS TO ACCOMPANIED WITH NONE (N/A) (PPA) (PPAP) (PPAP-LITE) (PPAP-LITE-PLUS) (PPAP-LITE-PLUS-PLUS) (ELECTRONIC MEDIUM ONLY) (ELECTRONIC FILE ONLY) OR RETURNED BY BY BYRD BEFORE/ELY FOR/AFTER 5P SAMPLE REFERENCE.

ALL DIMENSIONS ARE IN MILLIMETERS

REFERENCE

(3) PROCESS INSPECTION STANDARDS
STANDARDS INCLUDED IN I.T. INSPECT
ALL DIMENSIONS ARE TO BE TO ISO TOLERANCE LIMITS OR DETAIL PARTS

| DIMENSIONAL RANGE (MM) | | |