PART-NO.:	PART-REV	DATE DATUM	MATERIAL WERKSTOFF	SIM RAL
13834663	01	01JL10	LSR 50 SHORE 2% GRA	7000
13834660	01	01JL10	LSR 50 SHORE 2% BLK	9011

DWG STATUS DATE	STG	REV	N/P	CHG	ZONE	REVISION HISTORY	AUTH	DR	APVD 1	APVD 2
01JL10	R	01				INITIAL RELEASE / ERSTFREIGABE		A.SEN	J.SCH	M.SKR
18MR11	R	01	AA		B8	INFORMATION ABOUT VALIDATION ADDED INFORMATION UEBER VALIDATION HINZU		V.KAS	W.HOR	SYS
30JA12	R	01	AB		A9	INNER CONTUR FOR BETTER MOLDING ADDED INNERE-KONTUR FUER HERSTELLBARKEIT HINZU		V.KAS	W.HOR	SYS

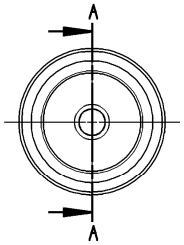

A-A

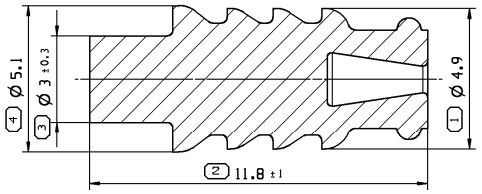

SCALE / MASSSTAB: 1:1

SCALE / MASSSTAB: 5:1

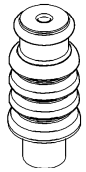

REMARKS:

- NOT DIMENSIONED GEOMETRY HAS TO BE TAKEN FROM THE CORRESPONDING 3D DATA-FILE
- MAXIMUM DRAFT ANGLE 0° 30'
- MATERIAL SPECIFICATION: SILICON, AUTOLUBRICATION 50 SHORE 2% OIL
- SEALING AREA - RIBS MUST BE FREE OF FLASH, WITHOUT PARTING LINES, CUTS, SINKS, VOIDS AND KNIT.

BEMERKUNGEN:

- NICHT BEMASSTE GEOMETRIEN SIND DEN ENTSPRECHENDEN 3D DATENFILE ZU ENTNEHMEN
- ZULAESSIGE ENTFORMUNGSSCHRAEGE MAX. 0° 30'
- WERKSTOFF: SILIKON, SELBSTSCHMIEREND 50 SHORE 2% OEL
- DICHTFLAECHEN - RIPPEN MUSSEN GRATFREI, OHNE TRENNLINIEN, EINFALL, LUECKEN SCHNITTE UND KERBEN SEIN.

VALIDATION BASED ON GTS

- PRESSURE LEAK TEST BASED ON THERMAL AGE AND SHOCK 0.5 BAR/30'
- THERMAL AGIN 300h 150°
- THERMAL SHOCK 300 CYCLES

VALIDATION ANGELEHNT AN GTS

- WASSERDRUCK-DICHTIGKEITS-TEST ANGELEHNT AN THERMISCHER ALTERUNG UND SCHOCK 0.5 BAR/30'
- THERMISCHE ALTERUNG 300h 150°
- THERMISCHER SCHOCK 300 ZYKLEN

KEY PRODUCT CHARACTERISTICS			
SAFETY/COMPLIANCE	FIT/FUNCTION	TOTAL ON DRAWING	0
S/C CHECKPOINTS	F/F CHECKPOINTS	LAST NO. USED	0

NO & TYPE	DESCRIPTION	RATIONALE	PTS	ZONE

R 0.1 MAX
R 0.2 MAX
SHARP CORNER TOLERANCE

	DIM TO CHECK PRUEFMASSE	FROM TO	0 3	> 3 6	> 6 10	> 10 18
( )	DIM FOR HELP HILFSMASSE	TOL. UNLESS OTHERWISE SPECIFIED				
▭	THEORETIC DIM THEORE. MASSE		±0.1	±0.2	±0.3	±0.4
		ANGULAR TOLERANCE ± 2°				

DWG TYP
PART DRAWING

WEIGHT (GR)	DISTR CODE
0.156 / 0.151	D
VOLUME (CM³) 0.138 / 0.133	
ROUTING	

UNLESS OTHERWISE SPECIFIED

GENERAL TOLERANCES ACCORDING TO:

SEE CHART
SIEHE TABELLE

GD&T ACCORDING TO:

ISO 1101

REFERENCE

FIRST ANGLE PROJECTION

DO NOT SCALE

USE MATH DATA

CAD UG UNIGRAPHICS

DELPHI

DELPHI DEUTSCHLAND GMBH
D-42119 WUPPERTAL

THIS DRAWING IS THE PROPERTY OF DELPHI CORPORATION. NO RIGHTS ARE GRANTED TO USE THIS DRAWING FOR ANY PURPOSE OTHER THAN THE FURNISHING OF SERVICES AND SUPPLIES TO DELPHI CORPORATION.

DIESE ZEICHNUNG IST EIGENTUM VON DELPHI CORPORATION ES IST NICHT GESTATTET, DIESE ZEICHNUNG FUER ANDERE ZWECKE ALS FUER DIE BEREITSTELLUNG VON DIENSTLEISTUNGEN UND WAREN AN DELPHI CORPORATION ZU NUTZEN.

		DATE
DR	A.SENEL	30JN10
APVD1	J.SCHATTLING	01JL10
APVD2	M.SIKORA	16SE10
APVD3		
APVD4		
APVD5		

SUBSTANCES OF CONCERN AND RECYCLED CONTENT PER DELPHI 10949001
POTENTIELL GEFAEHRLICHE STOFFE UND REZYKLATANTEIL GEMAESS DELPHI 10949001

MATERIAL
SEE CHART/SIEHE TABELLE

DRAWING NAME
CAVITY PLUG

BLINDSTOPFEN

DRAWING NUMBER
13834664

SIZE	SCALE	FRAME NO	SHEET NO	STG	REV	N/P
A2	10:1	1 OF 1	1 OF 1	R	01	AB

DELPHI D 42119 WUPPERTAL

CONTROLLED DOCUMENTS ARE ONLY AVAILABLE ON THE SERVER

User: tzacc0
Sheet: 13834664-CUS01-S01 Date: 31-Jan-12 Time: 09:44
Message: