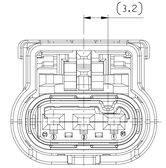

KEY A

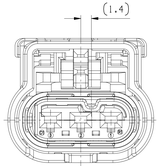

KEY B

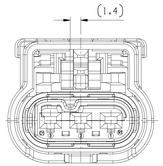

KEY C

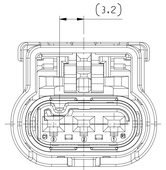

KEY D

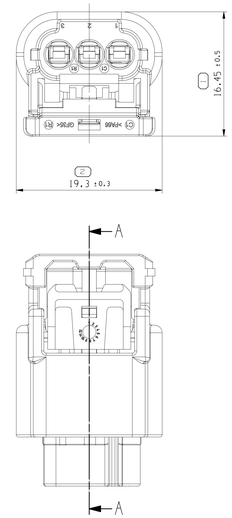

CPA & TPA IN PRE-LOCK POSITION

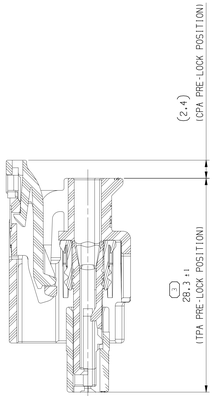

SECTION A-A

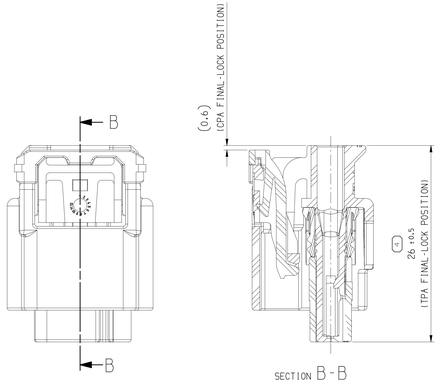

CPA & TPA IN FINAL POSITION

SECTION B-B

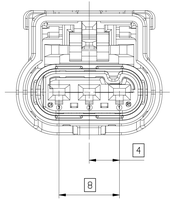

SYMBOL DEFINITION		
A DIMENSION WITHOUT AN INSPECTION REPORT SYMBOL ( ) DOES NOT REQUIRE INSPECTION. IT MAY BE CONTROLLED ON THE INDIVIDUAL COMPONENT DRAWING.	TOTAL NO OF INSPECTIONS REQUIRED	4
	LAST NO. USED	4

MISSING SYMBOLS
NO MISSING SYMBOL NUMBER

DWG STATUS					ZONE	REVISION HISTORY	AUTH	DR	APVD1	APVD2
DATE	STG	REV	N/P	CHG						
22JA16	R	01				INITIAL RELEASE	-	KBK	KBK	PJH
18OC16	R	02	-	-	-	CHANGED SHAPE OF HOUSING & INTERFACE SEAL ADDED CABLE SEAL PART NUMBERS	-	SYK	JJY	PJH
08AP19	R	03	-	-		ADDED PART NO. WITH NEW CPA (LT GRAY) ADDED DUMMY SEAL (DARK GRAY) ADDED NOTE 5 FOR CABLE SEAL	446150	SYK	SJW	PJH

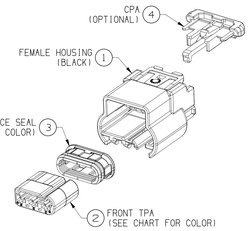

EXPLODED VIEW

NOTES:

1. TOLERANCE MUST MEET DIN ISO 2768(m).
2. TEST SPECIFICATION PER:
   AIINCASE OF HKMC :ES91500-00
   BIINCASE OF GM :GMW3191
3. ALLOWED WIRE RANGE:
   0.3 mm^2 TO 1.25 mm^2 (JASO WIRE)
4. APPLICABLE TERMINAL: APEX 1.2 FEMALE TERMINAL
5. APPLICABLE MATERIAL OF SEAL IS ONLY SILICONE RUBBER FOR HKMC.
6. FOR APPLICATION DATA SEE THE INDIVIDUAL APPLICATION DRAWINGS.

ISOMETRIC VIEW		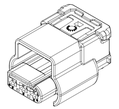	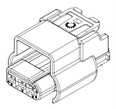
		CODE A (SCALE 2:1)	CODE A (SCALE 2:1)
OPTION		WITH CPA	WITHOUT CPA
DELPHI	PART NUMBER	33317676 35335591	33317681
	PART REVISION	01	01

CABLE SEAL						
TYPE	PART NUMBER	MVL PART NUMBER	WIRE SIZE (mm^2)	INSULATION (Ø)	MATERIAL	COLOR
LONG	33513680	F310400	0.3~0.35	1.2~1.5	SILICONE RUBBER	RED
	33268526	-	0.3~0.35	1.2~1.5	FLUORO SILICONE	BLUE
	33511838	F410400	0.5~0.85	1.6~1.9	SILICONE RUBBER	GRAY
	33513681	F599700	1.0~1.5	2.0~2.4		YELLOW
	33318273	-	0.3~0.35	1.2~1.6		BLACK
	33318274	-	0.5~0.85	1.6~1.9		GRAY
DUMMY SEAL	33402443	-	-	-		WHITE
	35020635	-	-	-		DARK GRAY
SHORT	33318278	-	0.3~0.35	1.2~1.6		GRAY
	33318279	-	0.5~0.85	1.6~1.9		LIGHT GRAY
	33318275	-	1.0~1.5	1.9~2.4		BLACK
	33366680	-	0.3~0.35	1.2~1.6	FLUORO SILICONE	BLUE
	33366681	-	0.5~0.85	1.6~1.9		GREEN
	33366679	-	1.0~1.5	1.9~2.4		BROWN

TYPE	ASSEMBLY	CODING TYPE	HOUSING P/NO	HOUSING MATERIAL	HOUSING COLOR	TPA P/NO	TPA MATERIAL	TPA COLOR	INTERFACE SEAL P/NO	INTERFACE SEAL MATERIAL	INTERFACE SEAL COLOR	CPA (OPTIONAL) P/NO	CPA (OPTIONAL) MATERIAL	CPA (OPTIONAL) COLOR
WITH CPA	33317677	A	33317685	PA66 GF30%	BLACK	3324256 8	PA66 GF30%	ROYAL BLUE	33382341	FLUORO SILICONE	BLUE	33219398	PA66 GF35%	GRAY
	33317676								33382340	SILICONE RUBBER	RED			
	33317678	B	33317687			3324256 9		BROWN						
	33317679	C	33317688			3324257 0		LT GRAY						
	33317680	D	33317689			3324257 1		RED						
	35335591	A	33317685			3324256 8		ROYAL BLUE				35335604		LT GRAY
	35335592	B	33317687			3324256 9		BROWN						
	35335593	C	33317688			3324257 0		LT GRAY						
	35335594	D	33317689			3324257 1		RED						
WITHOUT CPA	33317681	A	33317685			3324256 8		ROYAL BLUE				-	-	-
	33317682	B	33317687			3324256 9		BROWN						
	33317683	C	33317688			3324257 0		LT GRAY						
	33317684	D	33317689			3324257 1		RED						

ASSOCIATED PARTS				
FEMALE TERMINAL		PART NUMBER	WIRE SIZE (mm^2)	TYPE (AWG)
APEX 1.2	ELECTRO TIN	54001864	0.75~1.25	16
				18
		54002006	0.3~0.5	20
				22
	SILVER STRIPE, SPOT	F731400	0.75~1.25	16
				18
		F931400	0.3~0.5	20
				22
	GOLD STRIPE, SPOT	54001863	0.75~1.25	16
				18
		54002005	0.3~0.5	20
				22
	TIN SILVER	54001866	0.75~1.25	16
				18
		54002007	0.3~0.5	20
				22

DIN ISO 2768	Tolerance Class Fine (m)						
Linear Dimensions except for broken edges	Permissible deviations for basic size range (mm)						
	0.5 *) up to 3	over 3 up to 6	over 6 up to 30	over 30 up to 120	over 120 up to 400	over 400 up to 1000	over 1000 up to 2000
	±0.1	±0.1	±0.2	±0.3	±0.5	±0.8	±1.2
Broken edges (radii, chamfers)	Permissible deviations for basic size range (mm)						
	0.5 *) up to 3	over 3 up to 6			over 6		
	±0.2	±0.5			±1		
	Permissible deviations for ranges of lengths, in mm, of the shorter side of the angle concerned						
Angular dimensions	up to 10	over 10 up to 50	over 50 up to 120		over 120 up to 400		over 400
	±1°	±0° 30'	±0° 20'		±0° 10'		±0° 5'

*) For nominal sizes below 0.5mm, the deviations shall be indicated adjacent to the relevant nominal size(s).

DRAWING NUMBER						
33317675						
SIZE	SCALE	FRAME NO	SHEET NO	STG	REV	N/P
A2x3	4:1	2 OF 1	1 OF 1	R	03	-

1 PROCESS SENSITIVE DIMENSION

DIMENSIONS ENCLOSED IN ( ) INDICATE REFERENCE DIMENSIONS AND NO TOLERANCE LIMITS ARE ESTABLISHED

DIMENSIONAL RANGE (MM)											
FROM	> 0	> 6	> 30	> 70	>100	>120	>140	>160	>250	>300
TO	6	30	70	100	120	140	160	250	300	400
TOLERANCE UNLESS OTHERWISE SPECIFIED										
+0.15	+0.2	+0.3	+0.4	+0.5	+0.6	+0.7	+0.8	+0.9	+1.0	+1.2

ANGLE AR TOLERANCE ±2°

THIRD ANGLE PROJECTION

DO NOT SCALE

USE MATH DATA

NX

A LINE DRAWN THROUGH A PART NUMBER INDICATES THAT PHYSICAL PARTS ARE NOT AVAILABLE FOR ORDERING.

PART NUMBERS THAT DO NOT HAVE A LINE PRESENT INDICATE THAT PHYSICAL PARTS ARE AVAILABLE FOR ORDERING.

CONTACT APTIV SALES TO ASSURE AVAILABILITY OF PARTS.

DWG TYPE: PART DRAWING

STYLE

VOLUME (CM³) | SYSTR CODE

UNLESS OTHERWISE SPECIFIED

THIS DOCUMENT IS IN ACCORDANCE WITH ASME Y14.5M-1994 AS AMENDED BY THE-IM GLOBAL DIMENSIONING AND TOLERANCING ADDENDUM-2001. SEPARATE PATTERNS OF DIMENSIONS MAY BE GAGED SEPARATELY REGARDLESS OF DATUM REFERENCES.

ALL DIMENSIONS ARE IN MILLIMETERS

REFERENCE

		DATE
DR		
APVD1	KIM,BEOM-KYU	22JA16
APVD2	KIM,BEOM-KYU	22JA16
APVD3	PARK,JOO-HYUN	22JA16
APVD4		
APVD5		

SUBSTANCES OF CONCERN AND RECYCLED CONTENT PER APTIV 1094901

MATERIAL: SEE TABLE

DRAWING NAME: TAXI CONN APEX 1.2

DRAWING NUMBER: 33317675

SIZE	SCALE	FRAME NO	SHEET NO	STG	REV	N/P
A2x3	4:1	1 OF 1	1 OF 1	R	03	-

•APTIV•
CONNECTION SYSTEMS
Hongcheg, Korea

COPYRIGHT 2016 APTIV. ALL RIGHTS RESERVED.

THIS DRAWING IS THE PROPERTY OF APTIV AND CONTAINS APTIV CONFIDENTIAL INFORMATION. THE REPRODUCTION, DISTRIBUTION AND UTILIZATION OF THIS DOCUMENT AND THE INFORMATION RELATED THERETO, WITH DATA, AS WELL AS COMMUNICATION OF THE CONTENTS THEREOF, WITHOUT EXPRESS AUTHORIZATION, IS PROHIBITED.

33317675