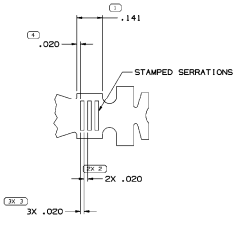
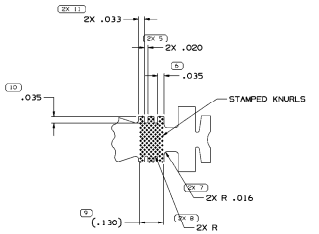
SYMBOL DEFINITION			MISSING SYMBOLS
A DIMENSION WITHOUT AN INSPECTION REPORT SYMBOL () DOES NOT REQUIRE INSPECTION. IT MAY BE CONTROLLED ON THE INDIVIDUAL COMPONENT DRAWING.	TOTAL NO OF INSPECTIONS REQUIRED	52	NO MISSING SYMBOL NUMBER
	LAST NO. USED	42	

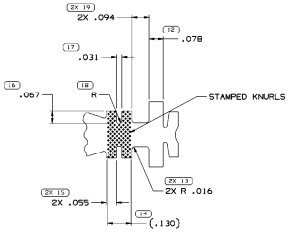
DWG STATUS					ZONE	REVISION HISTORY	AUTH	DR	APPD/RVWD
DATE	STS	REV	N/P	CHG					
04JA07	R	04	-	-		ALL ACTIVE PARTS - CREATED PART DRAWING	4006/98	RMD	TRB
06JN09	R	05	-	-		ALL ACTIVE PARTS - REDRAWN TO PD	404957	DMC	JWDDL
13AU09	R	06	-	-		ALL ACTIVE PARTS - UPDATED PDM ATTRIBUTES	408647	DMC	981 MAR
30NR10	R	07	-	-		ALL PARTS - UPDATED PDM ATTRIBUTES	410413	DMC	DMC LHT
18JN15	R	08	-	-		12004801, 12004460 MAKE OBSOLETE	429647	RDC	LES WAR



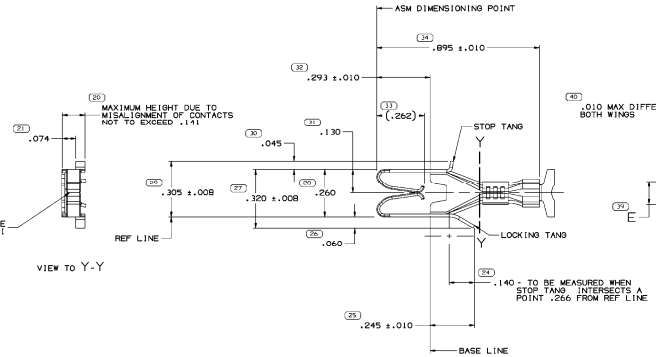
TYPE 101



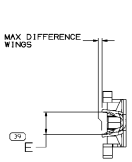
TYPE 102
SAME AS TYPE 101
EXCEPT AS SHOWN



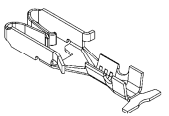
TYPE 103
SAME AS TYPE 101
EXCEPT AS SHOWN



VIEW TO Y-Y

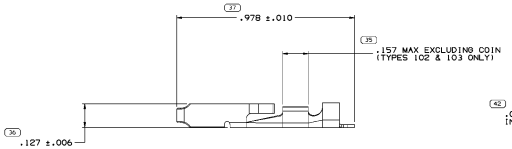


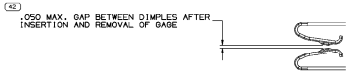
VIEW TO Y-Y





DETAIL B (WITHOUT DIMPLES)





DETAIL A (WITH DIMPLES)

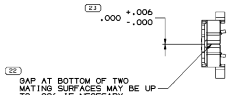


FIGURE 1

WITHOUT DIMPLE CONTACT

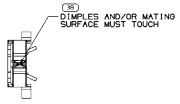


FIGURE 1

WITH DIMPLE CONTACT

NOTES

1. UNLESS OTHERWISE SPECIFIED AND/OR INDICATED:

 DIMENSIONS ARE TO FACE OF VIEW SHOWN AND AUTOMATICALLY ROUNDED BY COMPUTER FOR INSPECTION (SEE MATH MODEL FOR PRECISE DIMENSIONS). FOR ALL OTHER DIMENSIONS NOT SHOWN BUT REQUIRED FOR TOOL BUILD, SEE MATH MODEL FOR PRECISE TOOL PATH DATA.

2. TERMINAL DESIGNED TO FIT .0665±.0085 THICK PRINTED CIRCUIT BOARD WITH ONE OUNCE COPPER ON ONE SIDE. CURRENT LIMITATION AS TESTED IN A 13 CAVITY CONNECTOR IS A 6 AMPS @ 50°C RISE.

3. TANG RECOVERY AFTER-INSERTION INTO .276 FUNCTIONAL GAUGE .320±.008 TANG WIDTH MUST RECOVER TO .292 MIN.

4. VISIBLE CRACKS ARE NOT PERMISSIBLE.

5. CONTACT RECOVERY NOTE
 A. WITH DIMPLES - SEE DETAIL A.
 B. WITHOUT DIMPLES - SEE DETAIL B.

6. DO NOT PROBE, TEST OR OTHERWISE CONTACT THE INTERIOR REGION (THE SPRING OR ANY MOVING PART) OF THIS TERMINAL. SEVERE DAMAGE CAN OCCUR, COMPROMISING THE PERFORMANCE OF THE ELECTRICAL INTERFACE.

PART NO.	REV	STATUS	MAT'L SIZE	MAT'L SPEC	SIZE (MM²)	DIA	DIMPLED CONTACTS	TYPE	E±.015
		PLATED			CABLE				
12052213	B	OBSOLETE	.0160 X 1.438	METL NONFERROUS C42500 EX HD	16	.089-.082	YES	103	.145
12040506	B5		.0160 X 1.438	METL NONFERROUS C42500 EX HD	18-20	.095-.081	YES	102	.125
12020229	B	OBSOLETE	.0160 X 1.438	METL NONFERROUS C42500 EX HD	TWO 22	.079-.053	YES	101	.140±.008
12015044	C7		.0160 X 1.438	METL NONFERROUS C42500 EX HD	12	.145-.139	YES	101	.180
12010950	C6		.0160 X 1.438	METL NONFERROUS C42500 EX HD	TWO 18-20	.095-.081	YES	101	.200
12010767	C7		.0160 X 1.438	METL NONFERROUS C42500 EX HD	22-24	.082-.044	YES	101	.085±.008
12010533	B6		.0160 X 1.438	METL NONFERROUS C42500 EX HD	14-16	.120-.101	YES	101	.145
12010124	C	OBSOLETE	.0160 X 1.438	METL NONFERROUS C42500 EX HD	18-20	.095-.081	YES	101	.125
12004801	B7	OBSOLETE	.0160 X 1.438	METL NONFERROUS C42500 EX HD	12	.145-.139	NO	101	.180
12004460	C7	OBSOLETE	.0160 X 1.438	METL NONFERROUS C42500 EX HD	TWO 18-20	.095-.081	NO	101	.200
08917429	B6		.0160 X 1.438	METL NONFERROUS C42500 EX HD	14-16	.120-.101	NO	101	.145
08917271	B6		.0160 X 1.438	METL NONFERROUS C42500 EX HD	18-20	.095-.081	NO	101	.125

PART TYPE	PART DRAWING
STYLE	
VOLUME (CM³)	STATE CODE

UNLESS OTHERWISE SPECIFIED
THIS DOCUMENT IS IN ACCORDANCE WITH ASME Y14.5M-1994
DIMENSIONS ARE IN MILLIMETERS. TOLERANCES ARE:
FRACTIONAL ±
ANGULAR ±
TWO PLACE DECIMAL ±
THREE PLACE DECIMAL ±
INTERPRET GEOMETRIC TOLERANCING PER:
MATERIAL
FINISH
DEFINED AS
ALL DIMENSIONS ARE IN INCHES

PROCESS SENSITIVE DIMENSION
A MINIMUM DEVIATION FROM A NOMINAL VALUE IS ESTABLISHED TO ENSURE ADEQUATE PROCESS CAPABILITY.
DIMENSIONAL REMOVAL LIMIT
FROM 0 TO >.500
TOLERANCE UNLESS OTHERWISE SPECIFIED
.XXX ±.010 .XX ±.020
ANGULAR TOLERANCE ±2°

REFERENCE
06294512

THIRD ANGLE PROJECTION

DO NOT SCALE

USE MATH DATA

NX

DELPHI
DELPHI PACKARD ELECTRICAL/ELECTRONIC ARCHITECTURE
WARREN, OH

		DATE
CM		
APVD	RICARDO MARTINEZ	04JA07
APVD	TODD RESSEGUIE	05JA07
APVD	DIANE L. SCHROCK	10JA07
APVD		
APVD		

SUBSTANCES OF CONCERN ARE RECYCLED (CONFLICT FREE DELPHI) (DFAV600)

DESCRIPTION
SEE CHART

DRAWING NAME
TAXI TERM F P/C EDGBD-STD

DRAWING NUMBER
08917430

SIZE	SCALE	FRAME NO	SHEET NO	TOTAL	REV	REV TYPE
A0	10:1	1 OF 1	1 OF 1	R	08	-

Author: JUSTIN
Filename: 08917430_C.dwg
Workspace: