SYMBOL DEFINITION			MISSING SYMBOLS
A DIMENSION WITHOUT AN INSPECTION REPORT SYMBOL ( ) DOES NOT REQUIRE INSPECTION. IT MAY BE CONTROLLED ON THE INDIVIDUAL COMPONENT DRAWING.	TOTAL NO OF INSPECTIONS REQUIRED	33	NO MISSING SYMBOLS REQUIRED
	LAST NO. USED	29	

ENG CHANGE						REVISION HISTORY	DATE	BY	APPROVED
DATE	REV	ECN	ECN TYPE	CRMS					
13FEB04	R	B1	-	-	-	3GB8751 - RELEASED PER 3S3B4173 - WAS REPRINTED DMS	25JAN04	CCOTTY	JF
22APR04	R	B2	-	-	-	3GB8800 - RELEASED	25JAN04	LCOTTY	JF
22JAN04	R	B3	-	-	-	ALL PARTS - 3S.9/4.6-3.3 WAS 3S.9/5.3 N.S.	22JAN04	TLE	TLE
29MAR07	R	B4	-	-	-	3S3B4173 - UPDATED PDM ATTRIBUTES	4JUN04	JDA	JDA
29MAR07	R	B5	-	-	-	ALL PARTS - ADDED APPLICATION DATA WERE N.A. PREVIOUSLY. ITEM NOT ORDERABLE BY THE COMPANY'S WEB. PART DESCRIPTION IS A GENERIC DESCRIPTION. ADDED PRICED MTL VALUE. NO REPORT CHANGE.	4JUN04	NORDY	AVG
11JUL13	R	B6	-	-	-	3S8A7576 - WAS PRIMARY, REVISED WAS SECONDARY	4JUN04	MF	JMF
03APR14	R	B7	-	-	-	3S8A7576 - MADE PART NAVAILABILITY LINK	4JUN14	MSANDALF	
23APR14	R	B8	-	-	-	3S8A7576 - REVISED DRAWINGS	4JUN31	MFF	MFF

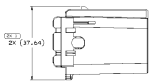

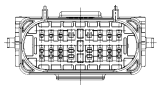

TYPE 102
SAME AS TYPE 101
EXCEPT AS SHOWN

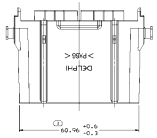

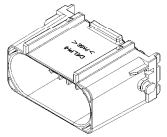

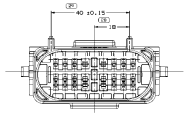

TYPE 103
SAME AS TYPE 101
EXCEPT AS SHOWN

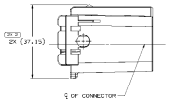

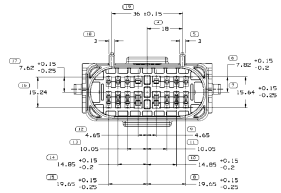

TYPE 101

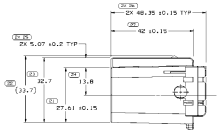

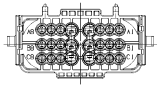

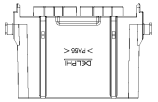

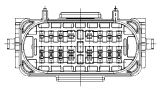

TYPE 104
SAME AS TYPE 101
EXCEPT AS SHOWN

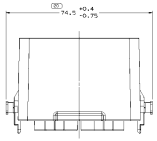

NOTES

1. UNLESS OTHERWISE SPECIFIED AND/OR INDICATED:

   DIMENSIONS ARE TO FACE OF VIEW SHOWN AND AUTOMATICALLY ROUNDED BY COMPUTER FOR INSPECTION. ALL DIMENSIONS ARE NOMINAL. TOLERANCES FOR ALL OTHER DIMENSIONS (NOT SHOWN) ARE REQUIRED FOR BUILD. SEE MATH MODEL FOR PRECISE TOOL PATH DATA.

2. FOR SEVERE WIRE CREES / ASSEMBLY APPLICATIONS, DIFFICULT TO DISASSEMBLE.

3. MATERIAL RECYCLING CODE PER 11949. (2.3)X(0.1) CHARACTERS AS SHOWN TO BE LOCATED ON ANY EXTERIOR SURFACE.

4. (2.3)X(0.1) DELPHI CORPORATE BRAND TO BE LOCATED ON ANY EXTERIOR SURFACE. PREFERABLY VISIBLE AT FINAL ASSEMBLY. OPTIMAL CONSTRUCTION TO BE "MID".

5. THIS PRODUCT IS NOT CATEGORIZED AS AN APPROVABLE FINAL HOUSE INSPECTIONS INCLUDING, BUT NOT LIMITED TO, FLOW MARKS, FLASH, SHRINKAGE, WARPAGE, SINK, BUBBLES, DIMENSIONAL VARIATION, BLEED, FLOW, OR FUNCTION OF THE PART ARE PERMISSIBLE PER DRMP-4.7-CS-01.

6. FOR APPLICATION DATA SEE THE INDIVIDUAL APPLICATION DRAWINGS.

PART NO	REV	SUP	TYPE	MATERIAL SPECIFICATION AND COLOR	VOL CMF	ASSEMBLY NOTES
15343575	01	AB	104	POLYAMIDE COMPOUND BLACK	31.053	-
15486592	01	AB	102	POLYAMIDE COMPOUND NATURAL	31.097	-
15486591	01	AB	102	POLYAMIDE COMPOUND BLACK	31.053	-
15383172	FB	-	101	POLYAMIDE COMPOUND BLACK	31.058	-

DRAWING NUMBER
15486592
SIZE A(43) SHT 2X2 2 OF 2 15K 8 DB -

DELPHI
DELPHI POWER ELECTRICAL SYSTEMS ARCHITECTURE
PARKER, CO
COPYRIGHT 2004 DELPHI CORPORATION ALL RIGHTS RESERVED.
THIS DRAWING IS THE PROPERTY OF DELPHI CORPORATION AND IS TO BE RETURNED UPON REQUEST. THE INFORMATION HEREIN IS TO BE KEPT CONFIDENTIAL AND NOT DISCLOSED TO OTHERS WITHOUT WRITTEN PERMISSION.
* PRINT FORMAT LANDSCAPE *

PART DRAWING

UNLESS OTHERWISE SPECIFIED
THIS DRAWING IS A DELPHI PROPRIETARY DRAWING AND IS SUBMITTED ON A CONFIDENTIAL BASIS. THE INFORMATION HEREIN IS TO BE KEPT CONFIDENTIAL AND NOT DISCLOSED TO OTHERS WITHOUT WRITTEN PERMISSION. THIS DRAWING IS TO BE RETURNED UPON REQUEST. THE PROPERTY RIGHTS IN THIS DRAWING ARE RESERVED TO DELPHI CORPORATION.

DIMENSIONS ARE NOMINAL UNLESS OTHERWISE SPECIFIED.
DIMENSIONS ARE TO A MEASURE SURFACE UNLESS OTHERWISE SPECIFIED.
DIMENSIONS ARE TO A MEASURE SURFACE UNLESS OTHERWISE SPECIFIED.

DIMENSIONAL TYPE	DIMENSIONAL TOLERANCE								
DECIMAL	±	±	±	±	±	±	±	±	±
	1	0.1	0.01	0.001	0.0001	0.00001	0.000001	0.0000001	0.00000001
DECIMAL PLACES	0	1	2	3	4	5	6	7	8

DIMENSIONAL TYPE	DIMENSIONAL TOLERANCE		
FRACTION	± 1/16	± 1/32	± 1/64
ANGLE	± 1°	± 30'	± 15'

THIRD ANGLE PROJECTION

SCALE: 1/2 NONE
DATE: 2 OF 2

DELPHI
TYPE 101 CONN M ST 150 280 SLD

DRAWING NUMBER
15486592
SIZE A(43) SHT 2X2 2 OF 2 15K 8 DB -

SP28421