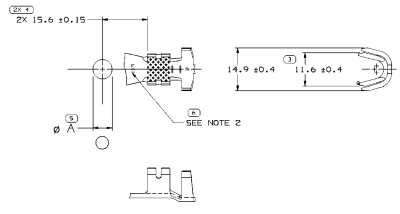
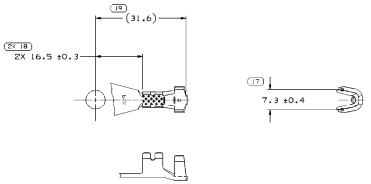
SYMBOL DEFINITION		
A DIMENSION WITHOUT AN INSPECTION REPORT SYMBOL [ ] DOES NOT REQUIRE INSPECTION. IT MAY BE CONTROLLED ON THE INDIVIDUAL COMPONENT DRAWING.	TOTAL NO OF INSPECTIONS REQUIRED	26
	LAST NO. USED	19

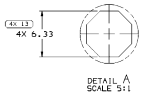
MISSING SYMBOLS

NO MISSING SYMBOL NUMBER

DWG STATUS DATE	STS	REC/N/P	DIB	ZONE	REVISION HISTORY	AUTH	DR	APVD/APVD 1	2
01FE90	R	01	-	-	CLEARED REV COLUMN & 15369369 RELEASED	990205	AMS	AUG	JF
01FE90	R	02	-	-	ALL PARTS - REVISED CHART	192383	AMS	AUG	JF
01FE90	R	03	-	-	15317721, 15317722, 15326165 - OBSOLETE	990833	AMS	AUG	JF
01FE90	R	04	-	-	15355282 - RELEASED	990835	AMS	AUG	JF
30SE90	R	05	-	-	ALL ACTIVE PARTS - REVISED TOLERANCES & PSD	196748	RDV	AVA	JF
11FE04	R	06	-	-	ALL PARTS - ADDED BLANK VIEW; ADDED DIM 2X R 7.5 ±0.15	251723	ADK	ADK	BS
29AU04	R	07	-	-	13600006 - RELEASED	284698	ETS	AMD	PYP
02OC06	R	08	-	-	ADDED DIM 11 PLC) TO TYPE 101	284849	JED	AUG	CJF
08JL10	R	09	-	-	13600006 - OBSOLETE	411315	DMC	DMC	CR
11JA12	R	10	-	-	13936222 - RELEASED	416590	CDL	PGC	CDL
03AP14	R	11	-	-	ALL ACTIVE PARTS - Ø A R45 ±, UPDATED "SCREW/STUD SIZE" CHART & COLUMN CALLOUT AND CORRECTED SHT #, 1 OF 5 R45 1 OF 4	475698	JAR	JWL	JWS

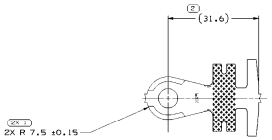


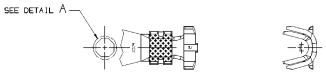




DETAIL A
SCALE 5:1

TYPE 111
SAME AS TYPE 101
EXCEPT AS SHOWN
(8 MM²)



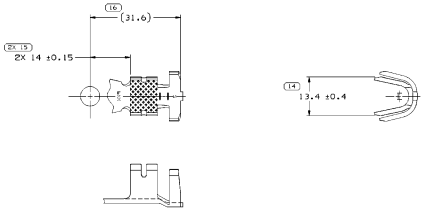


BLANK VIEW (APPROX)

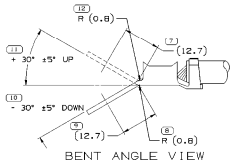
TYPE 101

(13/19 MM²)

TYPE 112
SAME AS TYPE 101
EXCEPT AS SHOWN
(13/19 MM²)



TYPE 121
SAME AS TYPE 101
EXCEPT AS SHOWN
(32 MM²)



BENT ANGLE VIEW

NOTES

1. UNLESS OTHERWISE SPECIFIED AND/OR INDICATED: DIMENSIONS ARE TO FACE OF VIEW SHOWN AND AUTOMATICALLY ROUNDED BY COMPUTER FOR INSPECTION. (SEE MATH MODEL FOR PRECISE DIMENSIONS.) FOR ALL OTHER DIMENSIONS NOT SHOWN BUT REQUIRED FOR TOOL BUILD, SEE MATH MODEL FOR PRECISE TOOL PATH DATA.
2. "PXX" INDICATES "P" PLUS LAST TWO DIGITS OF MAKE DIE SERIES NUMBER (P01, P02, P03, ETC.).
3. FOR ALTERNATIVE CABLE APPLICATIONS, SEE ESA-605
4. FOR SOLDERABILITY REQUIREMENTS, SEE ESO-1503
5. PART MUST BE FREE FROM BURRS, SHARP EDGES, OILS AND SURFACE CONTAMINATES WHICH MIGHT BE DETRIMENTAL TO SATISFACTORY ASSEMBLY. SAFE HANDLING OR FUNCTION OF PART.

PART NO	REV	N/P	MAT'L SIZE	CABLE	TYPE	Ø	UP	REV	N/P	DOWN	REV	N/P
12146366	01	AA	1.52 X 28.57	13/19	112	-	-	-	-	-	-	-
15317722	A3	-	1.52 X 28.57	13/19	101	X	-	-	-	-	-	-
15317721	A3	-	1.52 X 28.57	13/19	101	-	X	-	-	-	-	-
15326165	A2	-	1.3 X 21	B	111	X	-	-	-	-	-	-
12146429	A5	-	1.52 X 33.32	32	121	-	X	-	-	-	-	-
12146525	A5	-	1.52 X 33.32	32	121	X	-	-	-	-	-	-
12146366	A5	-	1.52 X 28.57	13/19	101	X	-	15355282	01	AC	15369369	01	AC
12146365	A5	-	1.52 X 28.57	13/19	101	-	X	12191853	A3	-	15317555	A3	-
12146364	A5	-	1.3 X 21	B	111	X	-	-	-	-	13936222	01	AA
12146363	A5	-	1.3 X 21	B	111	-	X	-	-	-	-	-	-
PART NO	REV	N/P	MAT'L SIZE	CABLE	TYPE	Ø	UP	REV	N/P	DOWN	REV	N/P

SCREW/STUD SIZE		PART NUMBER
FLAT		30° ±5°

SCREW/STUD SIZE		
8.5	5/16	M8
6.7	1/4	M6
Ø A ±0.13	STANDARD	METRIC

THE DRAWN TERMINAL FORM SHOWN MAY NOT BE AVAILABLE FOR ORDERING.

PART NUMBERS THAT OR SET NOT HAVE A LINE PRESENT INDICATE THAT PHYSICAL PARTS ARE AVAILABLE FOR ORDERING.

CONTACT ENGINEERING SALES TO ASSURE AVAILABILITY OF PARTS.

PART TYPE: PART DRAWING

STYLE

VOLUME (CM³) | DENSITY (GM/CM³)

UNLESS OTHERWISE SPECIFIED

DATA ACCORDING TO IS ACCORDANCE WITH ISO 1101 (1983) AND ANSI Y14.5M (1982) WITH THE EXCEPTION OF CALCULATION MECHANISM WHICH IS ACCORDANCE WITH FEATURES SET BY RULES DEFINED BY "MAXIMUM MATERIAL PRINCIPLE"

ALL DIMENSIONS ARE IN MILLIMETERS

REFERENCE

(S) PROCESS INSPECTION DIMENSION

DIMENSIONS ENCLOSED IN ( ) INDICATE MAXIMUM MATERIAL CONDITION (MMC) LIMITS ARE DERIVED FROM

DIMENSIONAL TYPE (MM)	DECIMAL PL
FROM	TO	
0	>10	2

TOLERANCE LIMITS UNLESS OTHERWISE SPECIFIED ±0.2

FINISH TOLERANCE ±0.1

THIRD ANGLE PROJECTION

DO NOT SCALE

USE MATH DATA

DELPHI

DELPHI PACKARD ELECTRICAL/ELECTRONIC ARCHITECTURE

COPYRIGHT 1993 DELPHI PACKARD ELECTRIC SYSTEMS CORP.
ALL RIGHTS RESERVED.
UNPUBLISHED - RIGHTS RESERVED UNDER THE COPYRIGHT LAWS OF THE U.S.
THIS DRAWING OR THE INFORMATION CONTAINED HEREIN IS THE PROPRIETARY AND CONFIDENTIAL INFORMATION OF DELPHI PACKARD ELECTRIC SYSTEMS CORPORATION AND IS NOT TO BE DISCLOSED OR USED IN WHOLE OR IN PART WITHOUT THE WRITTEN CONSENT OF DELPHI PACKARD ELECTRIC SYSTEMS CORPORATION. IT IS LOANED SUBJECT TO RECALL AT ANY TIME AND IS NOT TO BE COPIED OR REPRODUCED IN ANY FORM.

	DATE
DR	
APVD1 RICHARD RACZ	15JA93
APVD2 T. MUDRET	28JA93
APVD3 R. STANG	28JA93
APVD4	
APVD5	

SUBSTANCES OF CONCERN AND RECYCLED CONTENT PER DELPHI SPECIFICATION

MATERIAL
TIN PLATED COPPER ALLOY

DRAWING NAME
TAXI TERM RING BATT

DRAWING NUMBER
12146367

SIZE	SCALE	SHEET NO	STS	REV	N/P
A3	2:1	1 OF 1	1 OF 5	R	11 -