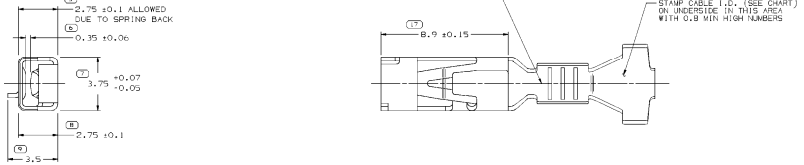
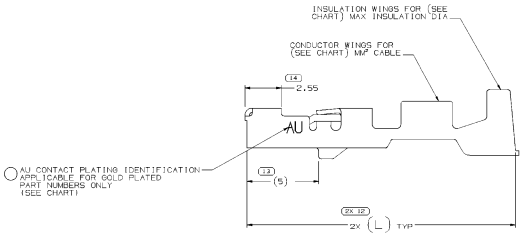
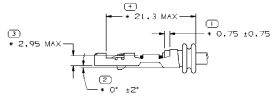
SYMBOL DEFINITION		
A DIMENSION WITHOUT AN INSPECTION REPORT SYMBOL (C) DOES NOT REQUIRE INSPECTION. IT MAY BE CONTROLLED ON THE INDIVIDUAL COMPONENT DRAWING.	TOTAL NO OF INSPECTIONS REQUIRED	18
	LAST NO. USED	18

MISSING SYMBOLS: 16

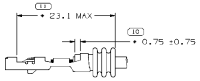
DWG STATUS DATE	STR	REV	N/P	DIR	ZONE	REVISION HISTORY	AUTH	DR	APVD/APVD 1	2
30JL02	R	37	-	-	-	CLEANED REV COL & ALL PARTS - UPDATED PDM ATTRIBUTES	22641	JMH	TKD	TJP
30JA03	R	38	-	-	-	ALL PARTS - UPDATED PDM ATTRIBUTES	23518	CJP	CJP	CSD
05FE93	R	39	-	-	-	REVISED NOTE SYMBOL 345 IN TGD	23654	LMB	LMB	SCH
16JL03	R	40	-	-	-	15392777 - CORRECTED PLATING TYPE TO I02	24346	JMR	JMR	JMN
22JL03	R	41	-	-	-	ADDED DIM 2.7590.1 FOR SPRING BACK	24377	RH	RH	SCH
14AP94	R	42	-	-	-	15491972 - RELEASED	25396	TLD	TLD	MP
24SE04	R	43	-	-	-	ALL PARTS - ADDED STAMP DIE I.D.	25907	MDH	MDH	MJ
19MY05	R	44	-	-	-	13528779 - RELEASED	26784	JTV	PJ	LJM
16MY05	R	45	-	-	-	13528779 - MAT'L SPEC WAS W-3669	26822	JDA	JMJ	LJM
30MY05	R	46	-	-	-	15326604 - MATERIAL SPEC WAS W-3669	26859	KLO	JMJ	LJM
15AU05	R	47	-	-	-	15326604 - UPDATED PDM ATTRIBUTES	27195	JSD	TRO	MJC
30MY06	R	48	-	-	-	15366684, 15392777, 15401195 & 15491972- UPDATED PDM ATTRIBUTES	28110	TLD	TLD	MJC
03DE07	R	49	-	-	-	13528779 & 15326604 - MATERIAL SPEC WAS W366/AC1	40311	RH	RH	RWS
06DE08	R	50	-	-	-	13722256 & 13722259 - WAS ON SHT *.*	43632	DOS	TKV	EJR
16DE08	R	51	-	-	-	13727693 - RELEASED 13722256 & 13722259 - MAT'L SPEC WAS MAT'L&QA EXPLAIN FX wh	43645	DJO	TKV	EJR
27DE08	R	52	-	-	-	13528779,15326604,15366684, 15392777, 15401195 & 15491972 - UPDATED MATERIAL CALLOUT	43665	MRP	AJO	MRP
25FE09	R	53	-	-	-	13722256 & 13722259 - WERE TYPE I02	43745	DTS	TKV	GER
24AP09	R	54	-	-	-	15491972, 15392777, 15401195 & 15366684 UPDATED PDM ATTRIBUTES & 13528779 WAS TYPE I02	43788	TMS	JAW	MRP
29DE09	R	55	-	-	-	13727693 - INACTIVE	44934	JTZ	TKV	GER
29MY10	R	56	-	-	-	ALL ACTIVE PARTS - UPDATED PDM ATTRIBUTES	46358	JTZ	JTZ	MJC
18AU10	R	57	-	-	-	ALL ACTIVE PARTS - UPDATED MAT'L DESC, ADDED "CONTAC TYPE" COLUMN, "CRIMP TYPE" COLUMN & "PLATING TYPE" NOTE	46552	MRS	MRS	MRP
24AU10	R	58	-	-	-	15326604 - "CONTACT AREA" WAS NOTE IV & "CRIMP AREA" WAS NOTE III	46795	MRS	MRS	MRP
29SE10	R	59	-	-	-	ALL ACTIVE PARTS - UPDATED "PLATING TYPE" NOTE	46815	JRL	JRL	MRP
11NO10	R	60	-	-	-	ALL ACTIVE PARTS - DIM 2.75 ±0.1 WAS 2.75 ±0.05	46956	HTJ	HTJ	HT
19NO10	R	61	-	-	-	13722256 & 13722259 - MAT'L SIZE WAS 0.3 X 25.21	46982	MAL	MAL	MRP
19DE11	R	62	-	-	-	ALL ACTIVE PARTS - ADDED PREFERRED MAT'L SIZE COLUMN ON TAXI CHART AND UPDATED PDM ATTRIBUTES	47653	JMR	JMR	DAF
31JA12	R	63	-	-	-	15326604 - REVISED MAT'L CALLOUT TO GENERIC MATERIAL	47691	MAL	MAL	DAF
15OC14	R	64	-	-	-	13722256 & 13722259 - REVISED NOTE V ABOUT "TARNISH INFO" IN PLATING TYPE NOTE	42792	KBH	JAW	JSH
16JN15	R	65	-	-	-	15366684, 15401195, 15392777, 15491972 - ADDED CONTACT PLATING STAMP	42988	KBH	JAW	LES
20M116	R	66	-	-	-	15491972, 15392777, 15401195, 15366684 - UPDATED PLATING STAMP NOTE	43314	LES	MRP	MRP







2 RIB SEAL POSITION REF
AND TERMINAL & CABLE ALIGNMENT
SCALE 5:1



3 RIB SEAL POSITION REF
SCALE 5:1

NOTES

1. UNLESS OTHERWISE SPECIFIED AND/OR INDICATED:

   DIMENSIONS ARE TO FACE OF VIEW SHOWN AND AUTOMATICALLY ROUNDED BY COMPUTER FOR INSPECTION (SEE MATH MODEL FOR PRECISE DIMENSIONS). FOR ALL OTHER DIMENSIONS NOT SHOWN BUT REQUIRED FOR TOOL BUILD, SEE MATH MODEL FOR PRECISE TOOL PATH DATA.

2. FOR PRECIOUS METAL PLATED TERMINALS (TYPE I02), MATING TERMINAL MUST HAVE A PRECIOUS METAL (GOLD TO GOLD) CONTACT INTERFACE.
3. "*" DENOTES DIMENSIONS MADE AT CUT-OFF AND CRIMP DIE.
4. DO NOT PROBE, TEST OR OTHERWISE CONTACT THE INTERIOR REGION (THE SPRING OR ANY MOVING PART) OF THIS TERMINAL. SEVERE DAMAGE CAN OCCUR, COMPROMISING THE PERFORMANCE OF THE ELECTRICAL INTERFACE.
5. PLATING TYPE:

   I. MATE TIN ELECTROPLATE 1.9 - 7.0 MICROMETERS THICK WITH A NICKEL UNDER PLATE 0.13 - 0.25 MICROMETERS THICK

   II. REFLOW TIN 1.9 - 3.3 MICROMETER THICK WITH A COPPER UNDERPLATE 0.5 MICROMETER TO 1.0 MICROMETER THICK.

   III. MATE TIN ELECTROPLATE 1.9 - 7.0 MICROMETERS THICK.

   IV. 1.27 MICROMETERS DIFFUSED GOLD PALLADIUM/SILVER ALLOY INLAY OVER 1.27 MICROMETERS THICK NICKEL UNDERLAY.

   V. SILVER 3.5 - 6.0 MICROMETERS THICK OVER 0.13 - 0.25 MICROMETERS THICK NICKEL UNDERPLATE.

   FOR TERMINALS PACKAGED & STORED IN THE APPROVED MANNER, TARNISH ON SILVER PLATED SURFACES WILL NOT AFFECT THE PERFORMANCE OF THE PART.

   PLATING TYPE INFORMATION SHOWN ABOVE IS REFERENCE ONLY. PLATING REQUIREMENTS ARE CONTAINED IN APPLICABLE MATERIAL SPECIFICATION.

PART NO	REV	N/P	PREFERRED MAT'L SIZE	ALTERNATIVE MAT'L SIZE	MAT'L DESCRIPTION	SIZE MM²	I.D.	DIA	TYPE	B1 ±0.2	(L)	TYPICAL SEALING CAVITY CONFIG	CONTACT AREA PLATING TYPE (SEE NOTE 5)	CRIMP AREA PLATING TYPE (SEE NOTE 5)
13727693	01	AA	-	0.3 X 26.7†	-	4 - 5	10	3.9	201	4.8	18.9	12191235 OR EQUIVALENT	5.8 DIA ROUND	-	-
13722259	01	AL	0.3 X 26.7†	0.3 X 27.3B	AG PLATED COPPER ALLOY	0.75-1	17	2.25-1.7	201	2.65	18.9	15366066 OR EQUIVALENT	5.8 DIA ROUND	V	-
13722256	01	AL	0.3 X 26.7†	0.3 X 27.3B	AG PLATED COPPER ALLOY	2 - 3	13	3.2 - 2.5	201	3.75	18.9	15366067 OR EQUIVALENT	5.8 DIA ROUND	V	I
13528779	01	AK	0.3 X 26.7†	0.3 X 27.3B	SN PLATED COPPER ALLOY	2 - 3	13	3.2 - 2.5	201	3.75	18.9	15366067 OR EQUIVALENT	5.8 DIA ROUND	II	II
15491972	02	AA	0.3 X 26.7†	0.3 X 27.3B	GOLD PLATED BERYLLIUM COPPER ALLOY	0.75-1	17	2.25-1.7	202	2.65	18.9	15366066 OR EQUIVALENT	5.8 DIA ROUND	IV	III
15392777	02	AA	0.3 X 26.7†	0.3 X 27.3B	GOLD PLATED BERYLLIUM COPPER ALLOY	4 - 5	10	3.9 - 3.4	202	4.8	18.9	12191235 OR EQUIVALENT	5.8 DIA ROUND	IV	III
15401195	02	AA	0.3 X 26.7†	0.3 X 27.3B	GOLD PLATED BERYLLIUM COPPER ALLOY	0.25-0.5	21	1.85-1.2	202	2.1	18.9	15366065 OR EQUIVALENT	5.8 DIA ROUND	IV	III
15366684	02	AA	0.3 X 26.7†	0.3 X 27.3B	GOLD PLATED BERYLLIUM COPPER ALLOY	2 - 3	13	3.2 - 2.5	202	3.75	18.9	15366067 OR EQUIVALENT	5.8 DIA ROUND	IV	III
15326004	01B	-	0.3 X 26.7†	0.3 X 27.3B	SN PLATED COPPER ALLOY	4 - 5	10	3.9 - 3.4	201	4.8	18.9	12191235 OR EQUIVALENT	5.8 DIA ROUND	II	II

PLATED — CABLE — TYPICAL CABLE SEAL

(7) PROCESS SENSITIVE DIMENSION
DIMENSIONS ENCLOSED IN ( ) INDICATE REFERENCE DIMENSIONS. UNITS ARE ESTABLISHED.
DIMENSIONAL RANGE (MM) — CHART C: FROM 0 TO >12
TOLERANCE UNLESS OTHERWISE SPECIFIED: .XX ±0.25 .XXX ±0.127 ANGLE ±2°

THIRD ANGLE PROJECTION — DO NOT SCALE — USE MATH DATA

THE DRAWING NUMBERED FROM NUMBER AND DATE MAY PHYSICAL PARTS ARE NOT AVAILABLE FOR ORDERING.

PART NUMBERS THAT OR NOT HAVE A LINE PRESENT INDICATE THAT PHYSICAL PARTS ARE AVAILABLE FOR ORDERING.

CONTACT DELPHI SALES TO VERIFY AVAILABILITY OF PARTS.

DWG TYPE: PART DRAWING

STYLE

RELEASE DWG# — REVISION DWG#

UNLESS OTHERWISE SPECIFIED
THIS DOCUMENT IS TO BE INTERPRETED WITH SAE AS4844 AND ASME Y14.5M-1994 GEOMETRIC DIMENSIONING AND TOLERANCING STANDARDS. ANY DEVIATIONS TO TOLERANCES AND RELATED RULES APPLY ONLY TO THE SPECIFIC FEATURE OR DIMENSION FOR WHICH THEY ARE SPECIFIED. ANY DEVIATIONS TO GENERAL TOLERANCES OR INTERPRETATIONS OF GEOMETRIC TOLERANCING PRINCIPLES SHALL BE SHOWN SEPARATELY. ALL DIMENSIONS ARE IN MILLIMETERS.

REFERENCE

DR	
APVD1 H. CASTRILLON	11MR97
APVD2 R. RAMOS S.	11MR97
APVD3 E. EDWARDS	11MR97
APVD4	
APVD5	

SUBSTANCES OF CONCERN AND RECYCLED CONTENT PER DELPHI SPECIFICATION

MATERIAL: SEE CHART.

DRAWING NAME: TAXI TERM F GT 280 SEALED

DRAWING NUMBER: 15304714

SIZE A0 | SCALE 10:1 | TRANS NO | SHEET NO 1 OF 1 | REV NO R | REV NOTE 36

DELPHI
DELPHI PACKARD ELECTRICAL/ELECTRONIC ARCHITECTURE
DIVISION
COPYRIGHT 1997 DELPHI AUTOMOTIVE SYSTEMS LLC AND/OR ITS AFFILIATES.
ALL RIGHTS RESERVED.
DELPHI CONFIDENTIAL
THIS DRAWING IS THE EXCLUSIVE PROPERTY OF DELPHI CORPORATION AND CONTAINS DELPHI CONFIDENTIAL INFORMATION. IT SHALL NOT BE REPRODUCED IN WHOLE OR IN PART, TRANSMITTED OR DISCLOSED IN ANY FORM OR BY ANY MEANS, TO ANY ORGANIZATION OR ANY INDIVIDUAL FOR ANY PURPOSE WITHOUT EXPRESS AUTHORIZATION. IF PUBLISHED, ©DELPHI