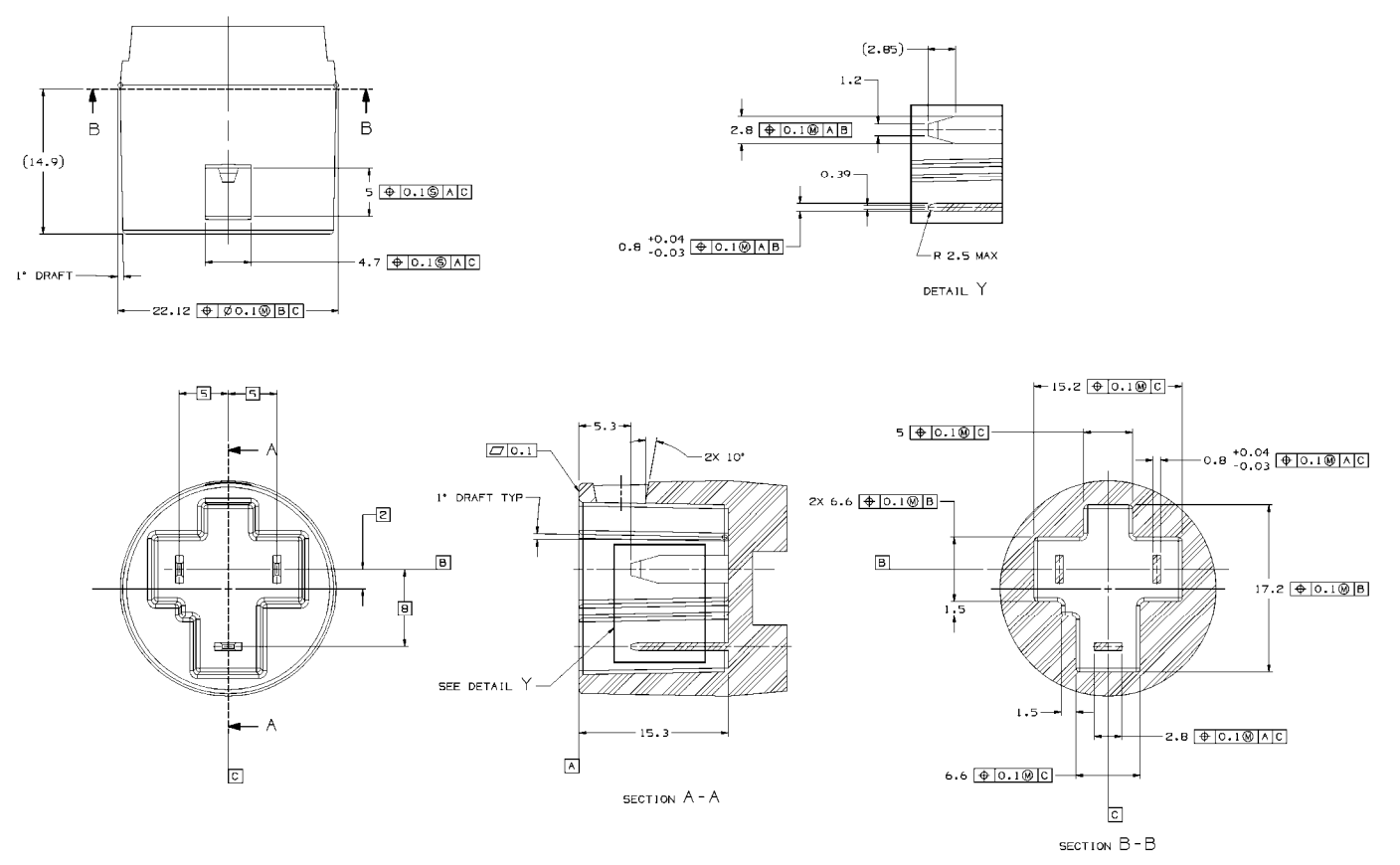

MATING SHROUD AND BLADE REQUIREMENTS

DIMENSIONS SHOWN ARE FOR TYPE 101

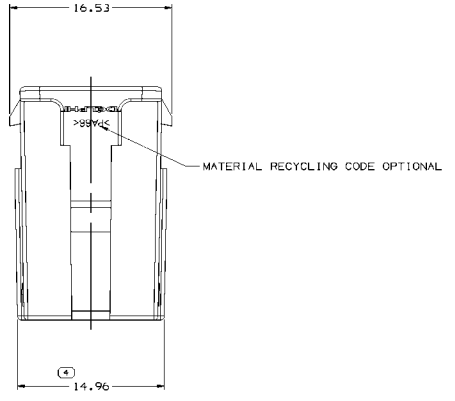

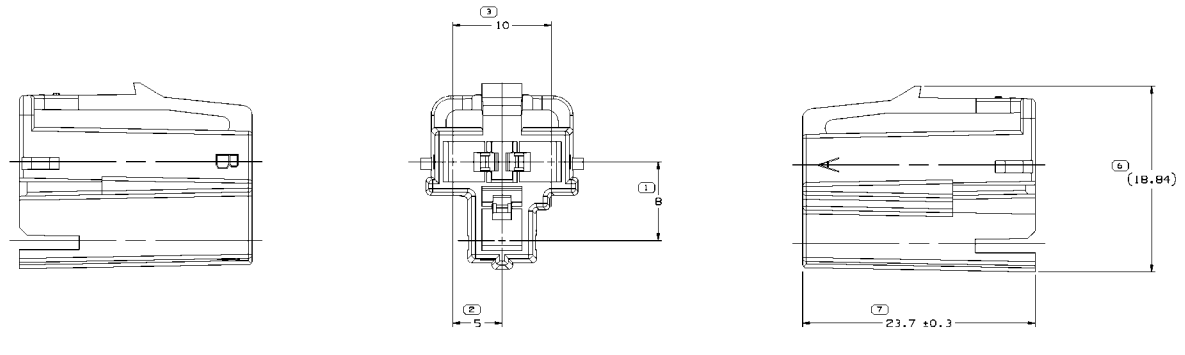

TYPE 101

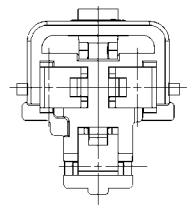

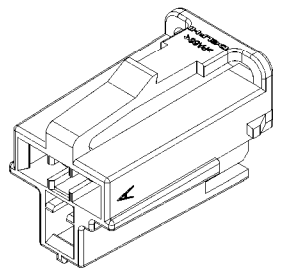

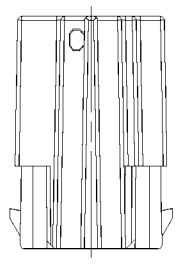

NOTES

1. UNLESS OTHERWISE SPECIFIED AND/OR INDICATED:

   DIMENSIONS ARE TO FACE OF VIEW SHOWN AND AUTOMATICALLY ROUNDED BY COMPUTER FOR INSPECTION (SEE MATH MODEL FOR PRECISE DIMENSIONS). FOR ALL OTHER DIMENSIONS NOT SHOWN BUT REQUIRED FOR TOOL BUILD, SEE MATH MODEL FOR PRECISE TOOL PATH DATA.

2. MATERIAL RECYCLING CODE PER ISO 11469. (2.3)X(0.1) CHARACTERS AS SHOWN TO BE LOCATED ON ANY EXTERIOR SURFACE.
3. (2.3)X(0.1) DELPHI CORPORATE BRAND TO BE LOCATED ON ANY EXTERIOR SURFACE, PREFERABLY VISIBLE AT FINAL ASSEMBLY. OPTIONAL CONSTRUCTION TO BE "PED".
4. THIS PRODUCT IS NOT CATEGORIZED AS AN APPEARANCE ITEM, MINOR IMPERFECTIONS INCLUDING, BUT NOT LIMITED TO, FLOW MARKS, COLOR BLEMISHES, GATE VESTIGE, AND SOFT FLASH THAT DO NOT AFFECT THE FIT, FORM, OR FUNCTION OF THE PART ARE PERMISSIBLE PER NAP 4.10-18.
5. FOR APPLICATION DATA SEE THE INDIVIDUAL APPLICATION DRAWINGS.

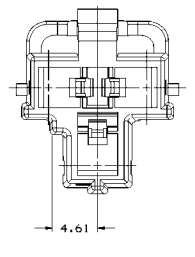

TYPE 102

SAME AS TYPE 101
EXCEPT AS SHOWN

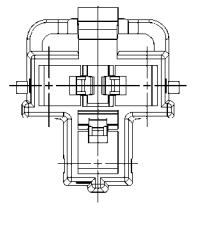

TYPE 103

SAME AS TYPE 101
EXCEPT AS SHOWN

SYMBOL DEFINITION		
A DIMENSION WITHOUT AN INSPECTION REPORT SYMBOL ( ) DOES NOT REQUIRE INSPECTION. IT MAY BE CONTROLLED ON THE INDIVIDUAL COMPONENT DRAWING.	TOTAL NO OF INSPECTIONS REQUIRED	7
	LAST NO. USED	7

MISSING SYMBOLS
NO MISSING SYMBOL NUMBER

DWG STATUS										
DATE	STG	REV	N/P	CHG	ZONE	REVISION HISTORY	AUTH	DR	APVD 1	APVD 2
26AU02	R	03	-	-		ALL PARTS - UPDATED PDM ATTRIBUTES	229848	RVP	RVP	RC
04OC02	R	04	-	-		ALL PARTS - UPDATED PDM ATTRIBUTES	231706	EOV	EOV	RC
07AP04	R	05	-	-		ALL PARTS - REVISED GRAFHICS	253845	JPB	JVM	RR
29SE04	R	06	-	-		WAS TPA 12176447	258825	MJM	MJM	TM
21JL05	R	07	-	-		12176445-46 - CREATED NISSAN CUSTOMER PART DRAWING	265749	JTV	FKV	TAV
05AU05	R	08	-	-		ALL PARTS - UPDATED PDM ATTRIBUTES	270977	CCV	AUG	WTM
05OC06	R	09	-	-		12176445 - MAT'L SPEC WAS M3592002	285278	RTV	JAA	GGI
08NO06	R	10	-	-		ALL PARTS - ADDED APPEARANCE ITEM NOTE & RECYCLING CODE LABEL, REVISED MAT'L CALLOUT TO GENERIC CALLOUT AND UPDATED PDM ATTRIBUTES	286731	JTV	AUG	RWR
02AP09	R	11	-	-		ALL PARTS - ADDED APPLICATION DATA NOTE AND REMOVED PART ACCEPTS NOTE	407668	EAJ	FKV	WTM

PART NO	REV	N/P	STATUS	MATERIAL SPECIFICATION AND COLOR	TYPE	VOL CM³
12176836	03	AD	-	POLYAMIDE COMPOUND GRAY	103	1.833
12176446	03	AE	-	POLYAMIDE COMPOUND BLACK	102	1.857
12176445	04	AE	-	POLYAMIDE COMPOUND CREAM	101	1.857

DRAWING NUMBER						
12191643						
SIZE	SCALE	FRAME NO	SHEET NO	STG	REV	N/P
A1x3	5:1	2 OF 2	1 OF 1	R	11	-

DIMENSIONAL RANGE (MM)										CHART E1
FROM TO	> 0 20	> 20 30	> 30 70	> 70 100	>100 150	>150 200	>200 250	>250 300	>300 400	
TOLERANCE UNLESS OTHERWISE SPECIFIED										
	±0.15	±0.2	±0.3	±0.4	±0.5	±0.6	±0.8	±1	±1.2	
ANGULAR TOLERANCE ±2°										

(7) PROCESS SENSITIVE DIMENSION

DIMENSIONS ENCLOSED IN ( ) INDICATE REFERENCE DIMENSIONS AND NO TOLERANCE LIMITS ARE ESTABLISHED

DWG TYPE PART DRAWING

STYLE

VOLUME (CM³) SEE CHART

DISTR CODE D

UNLESS OTHERWISE SPECIFIED

THIS DOCUMENT IS IN ACCORDANCE WITH ASME Y14.5M-1994 AS AMENDED BY THE GM GLOBAL DIMENSIONING AND TOLERANCING ADDENDUM - 1997. ALL GEOMETRIC TOLERANCES AND RELATED DATUMS APPLY RFS. RULE #1(PERFECT FORM AT MMC) DOES NOT APPLY WHEN RELATIONSHIP BETWEEN FEATURES IS ESTABLISHED BY ORIENTATION OR LOCATION TOLERANCES. SEPARATE POSITION CALLOUTS MAY BE GAGED SEPARATELY, REGARDLESS OF DATUM REFERENCE.
ALL DIMENSIONS ARE IN MILLIMETERS

REFERENCE

THIRD ANGLE PROJECTION

DO NOT SCALE

USE MATH DATA

CAD NX

DELPHI

DELPHI PACKARD ELECTRICAL/ELECTRONIC ARCHITECTURE
WARREN, OH

		DATE
DR		
APVD1	E LUQUENO	15NO95
APVD2	R. RAMOS	16NO95
APVD3	J. KOUNTZ	01DE95
APVD4		
APVD5		

SUBSTANCES OF CONCERN AND RECYCLED CONTENT PER DELPHI 10949001

MATERIAL
SEE CHART

DRAWING NAME
TAXI CONN F M/P 280 FLXLK

DRAWING NUMBER						
12191643						
SIZE	SCALE	FRAME NO	SHEET NO	STG	REV	N/P
A1x3	5:1	1 OF 2	1 OF 1	R	11	-

12191643