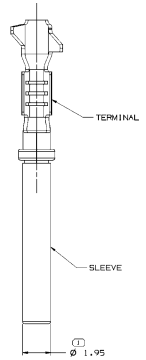
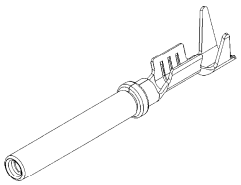
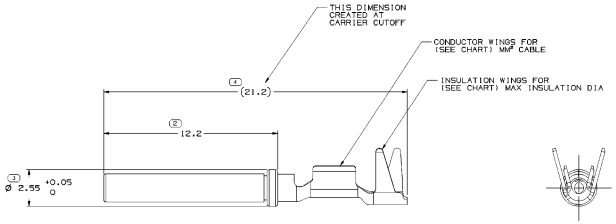
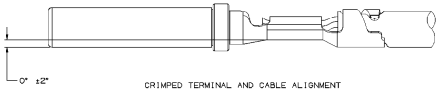
SYMBOL DEFINITION			MISSING SYMBOLS
A DIMENSION WITHOUT AN INSPECTION REPORT SYMBOL (□) DOES NOT REQUIRE INSPECTION. IT MAY BE CONTROLLED ON THE INDIVIDUAL COMPONENT DRAWING.	TOTAL NO OF INSPECTIONS REQUIRED	4	NO MISSING SYMBOL NUMBER
	LAST NO. USED	4	

DWG STATUS DATE	STS	REC	N/P	CHB	ZONE	REVISION HISTORY	AUTH	DR	APVD/APVD 1	2
21AUG8	R	01	-	-	-	13637118, 13637119, 13637725, 13908835, 13908838, 13908839, 13909837, 13979414, 13979415, 13979416, 13979417, 13979418 & 13979419 RELEASED	401819	END	END	RP
14SEP9	R	02	-	-	-	ALL PARTS - DIM #3 WAS Ø 2.55 +0.15/0	408872	MFF	MFF	PRO
03NOV9	R	03	-	-	-	ALL PARTS - ADDED LUBRICATION NOTE	409310	JDA	PRO	PRO
08FEB1	R	04	-	-	-	13867872 - RELEASED	413249	KJP	JAA	DER
29FEB1	R	05	-	-	-	ALL PARTS - ADDED TERMINAL NOTES	413480	HMS	HMS	PRO
26MAY1	R	06	-	-	-	ALL PARTS - ADDED ASSEMBLY NOTE	414411	JTZ	JTZ	PRO
08JAN1	R	07	-	-	-	ALL PARTS - UPDATED PDM ATTRIBUTES	414458	KSM	JAA	PRO
05DEC1	R	08	-	-	-	ALL PARTS - REVISED NOTES	415281	CBC	CBC	PRO
13OCT1	R	09	-	-	-	ALL PARTS - ADDED TERMINAL APPLICATION INFORMATION NOTE	415775	JCF	JAA	PRO
30JAN3	R	10	-	-	-	ALL PARTS - UPDATED PDM ATTRIBUTES	421285	LMF	JAA	PRO









CRIMPED TERMINAL AND CABLE ALIGNMENT

NOTES

1. UNLESS OTHERWISE SPECIFIED AND/OR INDICATED:

   DIMENSIONS ARE TO FACE OF VIEW SHOWN AND AUTOMATICALLY ROUNDED BY COMPUTER FOR INSPECTION (SEE MATH MODEL FOR PRECISE DIMENSIONS). FOR ALL OTHER DIMENSIONS NOT SHOWN BUT REQUIRED FOR TOOL BUILD, SEE MATH MODEL FOR PRECISE TOOL PATH DATA.

2. TERMINAL MUST BE MADE BY APPLYING NYE 1480 LUBE OIL OR EQUIVALENT (PREFERRED WITH A FLUORESCENT TRACE ADDED). AFTER STAMPING (OR FINAL PROCESS PRIOR TO SHIPPING), NYE 1480 MUST BE PRESENT ON THE MATING INTERFACE AREA AND ON THE OUTSIDE SURFACE OF THE CORE CRIMP WINGS. THE RECOMMENDED APPLICATION METHOD RATE UTILIZES A QUANTITY OF 0.75 GALLONS MINIMUM PER 1 MILLION TERMINALS. ANY OTHER LUBRICANT MUST BE APPROVED BY DELPHI CONNECTION SYSTEMS PRODUCT ENGINEERING. THE NYE 1480 OIL CAN ALSO BE APPLIED DURING THE STAMPING OPERATION AT A RATE OF 50% NYE 1480 AND 50% FIN LUBE 177 (SUPPLIED BY PPG).

3. DO NOT PROBE, TEST OR OTHERWISE CONTACT THE INTERIOR REGION (THE SPRING OR ANY MOVING PART) OF THIS TERMINAL. SEVERE DAMAGE CAN OCCUR, COMPROMISING THE PERFORMANCE OF THE ELECTRICAL INTERFACE.

4. TERMINAL CAN BE USED IN ANY 1.0 MM (SIZE 20 MIL 39029) INDUSTRY STANDARD CAVITY. EXAMPLE DEUTSCH DTM

5. TERMINAL IS A DIRECT REPLACEMENT FOR (EQUIVALENT TO) THE DEUTSCH 1062-20-XXX FAMILY OF STAMPED AND FORMED CONTACTS

6. REFER TO DRAWING NUMBER 13922721 FOR TERMINAL APPLICATION INFORMATION (CURRENT CARRYING CAPABILITY, CABLE CRIMP RANGE, ETC.)

MATERIAL NOTES :

TERMINAL: COPPER ALLOY - 0.254 THK
SLEEVE: STAINLESS STEEL - 0.13 THK

ASSEMBLY NOTES:

1. SLEEVE MUST WITHSTAND PULL-OFF FORCE IN DIRECTION PARALLEL TO CENTER OF TERMINAL OF 90 NEWTONS MIN.

13867872	01	AF	SILVER	0.35-0.5	21T	1.25-1.8	NA		
13711549	01	AH	GOLD	0.75-1	17T	1.6-2.25	13711545		
13711548	01	AH	NICKEL	0.75-1	17T	1.6-2.25	13711544		
13711547	01	AH	GOLD	0.35-0.5	21T	1.25-1.8	13711543		
13711546	01	AH	NICKEL	0.35-0.5	21T	1.25-1.8	13711542		
13663728	01	AH	GOLD	0.75-1	17	2.05-2.78	13663724		
13663727	01	AH	NICKEL	0.75-1	17	2.05-2.78	13663723		
13654422	01	AH	GOLD	0.35-0.5	21	1.8-2.51	13654424		
13654421	01	AH	NICKEL	0.35-0.5	21	1.8-2.51	13654423		
PART NO	REV	N/P	CONTACT PLATING	SIZE (MM²)	ID	DIA	MATING TERM		
TERMINAL & SLEEVE ASSEMBLY				CABLE					

THE DRAWN TERMINAL PART NUMBER (IF EXISTS) MAY PHYSICAL PARTS ARE NOT AVAILABLE FOR ORDERING.

PART NUMBERS THAT DO NOT HAVE A LINK PRESENT UNDICATE THAT PHYSICAL PARTS ARE AVAILABLE FOR ORDERING.

CONTACT DELPHI SALES TO VERIFY AVAILABILITY OF PARTS.

DWG TYPE: PART DRAWING

STYLE:

VOLUME (CM³): SHEET# (DIM)

UNLESS OTHERWISE SPECIFIED

THIS DOCUMENT IS TO BE INTERPRETED WITH ASME Y14.5M-1994 AND ASME Y14.5.1M-1994 GEOMETRIC DIMENSIONING & TOLERANCING STANDARDS AND RELATED DOCUMENTS AS REFERENCED THEREIN.

THIS DRAWING IS THE PROPERTY OF DELPHI CONNECTION SYSTEMS AND IS LOANED SUBJECT TO AGREEMENT THAT IT SHALL NOT BE REPRODUCED, COPIED OR LOANED EXCEPT AS AUTHORIZED BY DELPHI CONNECTION SYSTEMS. ITS CONTENTS SHALL NOT BE DISCLOSED TO OTHERS WITHOUT WRITTEN PERMISSION AND SUCH USE BY THE BORROWER AS MAY BE AGREED UPON IN WRITING.

ALL DIMENSIONS ARE IN MILLIMETERS

REFERENCE

THIRD ANGLE PROJECTION

DO NOT SCALE

USE MATH DATA

DELPHI

DELPHI PACKARD ELECTRICAL/ELECTRONIC ARCHITECTURE

COPYRIGHT 2008 DELPHI AUTOMOTIVE SYSTEMS LLC
ALL RIGHTS RESERVED.
PROPRIETARY
THIS DRAWING IS THE PROPERTY OF DELPHI CORPORATION AND CONTAINS DISTRIBUTION INFORMATION. THIS DRAWING IS LOANED SUBJECT TO AGREEMENT THAT IT SHALL NOT BE REPRODUCED, COPIED OR LOANED IN WHOLE OR IN PART, OR USED AS A BASIS FOR MANUFACTURE OR SALE OF APPARATUS OR A LIKE THING BY OTHERS WITHOUT WRITTEN PERMISSION.

	DATE
DR APVD1: E.NEAL DUNMAN	21AUG8
APVD2: E.NEAL DUNMAN	21AUG8
APVD3: R. POLENICK	21AUG8
APVD4	
APVD5	

SUBSTANCES OF CONCERN AND RECYCLED CONTENT PER DELPHI SPEC(S)

SEE MATERIAL NOTES

DRAWING NAME: TAXI ASM TERM F HES 1.0

DRAWING NUMBER: 13663726

SIZE	SCALE	TRANS NO	SHEET NO	QTY	REV	N/P
A0	10:1	1 OF 1	1 OF 1	R	10	-