SYMBOL DEFINITION			MISSING NUMBERS
THE NUMBER INSIDE THE SYMBOL ( ) CORRESPONDS TO THE NUMBER ON THE INSPECTION REPORT FOR THIS DRAWING/PART NUMBER	TOTAL NO. OF SYMBOLS DRAWING	6	
	LAST NO. USED	8	

DWG STATUS DATE	STG	REV	N/P	C-G	ZONE	REVISION HISTORY	AUTH	DR	APVD 1	APVD 2
07AF02	R	05	-	-	-	CLEARED REV COL AND UPDATED PDM ATTRIBUTES	209190	LEG	GES	RC
07AF02	R	06	-	-	-	CLEARED REVISION COLUMN; 12162595-99, 12176667, 15359183 - REVISED MATL SPEC	224867	LEG	GES	RC
23JA03	R	07	-	-	-	ALL PARTS - STAMP CABLE ID NUMBERS CHARACTERS WAS 1.3 HIGH	235996	LEG	GES	RC
12JA05	R	08	-	-	-	ADDED RESTRICTED USABE TO PARTS 12176667 AND 15359183	263104	RH	RH	WTM
21JL05	R	09	-	-	-	12162595-97 - CREATED CUSTOMER NISSAN PART DRAWING	265749	JTV	RKV	TAV
27AP06	R	10	-	-	-	12176667 & 15359183 - ADDED VIEWS THAT SHOW GOLD PLATING ON THE OUTSIDE SURFACE	279428	JBB	JAA	WTM
15MY08	R	11	-	-	-	12162597 - UPDATED PDM ATTRIBUTES	404665	JTZ	JAA	WTM

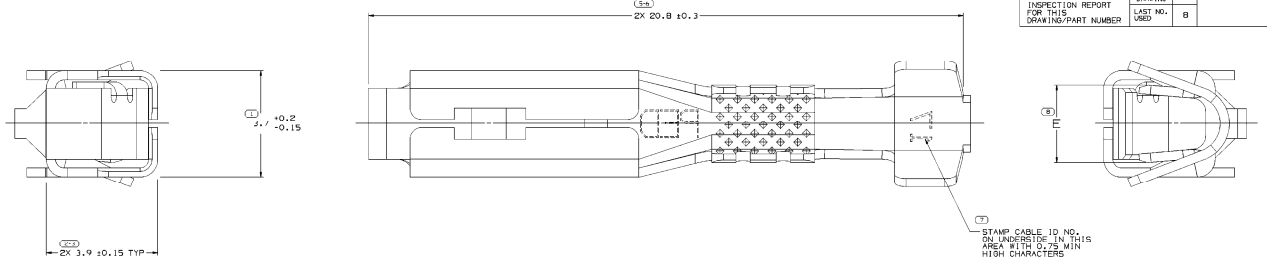

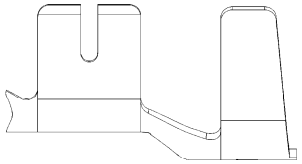

TYPE 202
SAME AS TYPE 201
EXCEPT AS SHOWN

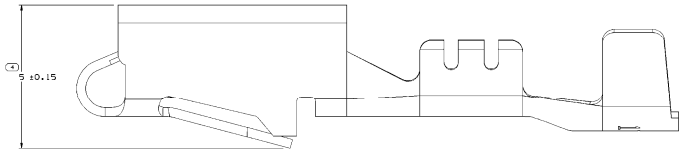

TYPE 201

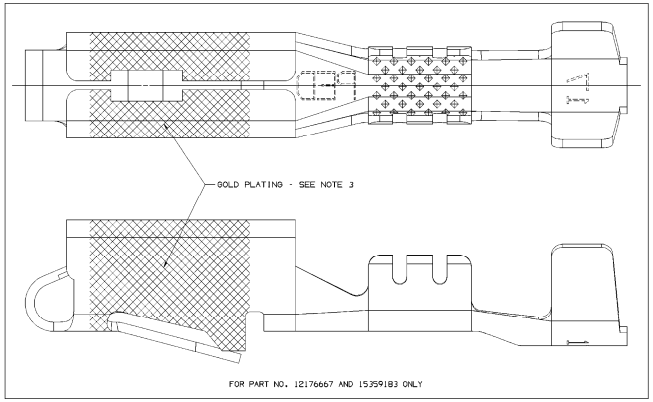

FOR PART NO. 12176667 AND 15359183 ONLY

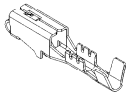

VIEW SCALE DOES NOT REFLECT
ACTUAL PART SIZE

15359183	01	AF	RESTRICTED	0.32X31.75	M36508N4 METL NO-FERROUS CDA 42500 EX HARD	0.5-0.35	21	2.19-1.47	201	2.2
12176667	A7	-	RESTRICTED	0.32X31.75	M36508N4 METL NO-FERROUS CDA 42500 EX HARD	1-0.8	17	2.64-1.96	201	2.7
12162599	A5	-		0.32X31.75	M1574009 METL NO-FERROUS CDA 42500 EX HARD	0.22	24	1.8-1.15	201	1.6±0.2
12162598	A5	-		0.32X31.75	M1574009 METL NO-FERROUS CDA 42500 EX HARD	5	10	4.49-3.72	202	4.6
12162597	A10	-		0.32X31.75	M1574009 METL NO-FERROUS CDA 42500 EX HARD	3-2	13	3.65-2.3	202	3.9
12162596	A7	-		0.32X31.75	M1574009 METL NO-FERROUS CDA 42500 EX HARD	0.5-0.35	21	2.19-1.47	201	2.2
12162595	A6	-		0.32X31.75	M1574009 METL NO-FERROUS CDA 42500 EX HARD	1-0.8	17	2.64-1.96	201	2.7
PART NO	REV	N/P	STATUS	MATL SIZE	MATL SPEC	SIZE (MM²)	ID	DIA	TYPE	Ea.

CABLE

NOTES

1. UNLESS OTHERWISE SPECIFIED AND/OR INDICATED: DIMENSIONS ARE TO FACE OF VIEW SHOWN AND AUTOMATICALLY ROUNDED BY COMPUTER FOR INSPECTION (SEE MATH MODEL FOR PRECISE DIMENSIONS). FOR ALL OTHER DIMENSIONS NOT SHOWN BUT REQUIRED FOR TOOL BUILD, SEE MATH MODEL FOR PRECISE TOOL PATH DATA.
2. MATING TERMINAL 12048159 OR EQUIVALENT.
3. FOR PART NO. 12176667 AND 15359183, OUTSIDE OF TERMINAL BOX IS GOLD PLATED.
4. DO NOT PROBE, TEST OR OTHERWISE CONTACT THE INTERIOR REGION (THE SPRING OR ANY MOVING PART) OF THIS TERMINAL. SEVERE DAMAGE CAN OCCUR, COMPROMISING THE PERFORMANCE OF THE ELECTRICAL INTERFACE.

(4) PROCESS SENSITIVE DIMENSION	
DIMENSIONS MEASURED TO 1 DECIMALS PLACES ARE CONSIDERED TO BE ACCURATE WITHIN ±0.1	
INTERPRETATION PER ASME Y14.5M	SHEET 1
FROM 0	TO 12
TOLERANCE UNLESS OTHERWISE SPECIFIED	±0.25
ANGULAR TOLERANCE ±0°	

DWG TYPE: PART DRAWING
STYLE
VOLUME: VOLT
SYSTEM SIZE:

UNLESS OTHERWISE SPECIFIED
BOTH DIMENSIONS IN THE INTERMEDIATE METRIC UNITS (E.G. MM) AND THE INTERMEDIATE INCH UNITS (E.G. IN) ARE EQUIVALENT TO THE STANDARD NON-METRIC DIMENSIONS ONLY WHEN THE DIMENSIONS ARE ROUNDED TO THE SAME NUMBER OF DECIMAL PLACES. THE INTERMEDIATE UNIT DIMENSIONS ARE ROUNDED TO ONE DECIMAL PLACE MORE THAN THE STANDARD NON-METRIC DIMENSIONS. THE INTERMEDIATE UNIT DIMENSIONS ARE CALCULATED BY MULTIPLYING THE STANDARD NON-METRIC DIMENSIONS BY 25.4 (INCH-MM).
ALL DIMENSIONS ARE IN MILLIMETERS

RETURNED 12092007

THIRD ANGLE PROJECTION | DO NOT SCALE | USE MATH DATA | NX

DELPHI
DELPHI PACKARD ELECTRICAL/ELECTRONIC ARCHITECTURE
WARREN, OH

		DATE
DR		
APVD1	RICARDO PINA	18DEC96
APVD2	RICARDO PINA	18DEC96
APVD3	OMAR GALLEGOS	14DEC96
APVD4		
APVD5		

SUBJECT MODES OF CONCERN AND REVIEWED CONTENT PER DELPHI (094950)

REFERENCE: SEE CHART

DRAWING NAME: TAXI ASM TERM F W/P 280 TANG

DRAWING NUMBER: 12186553

SIZE	SCALE	TOTAL SHEETS	SHEET NO	DWG TYPE	REV	N/P
A0	2:1	1 OF 1	1 OF 1	R	11	-