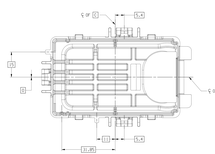

TYPE 102
SAME AS TYPE 101
EXCEPT AS SHOWN

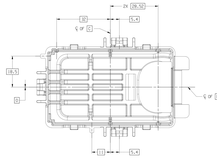

TYPE 104
SAME AS TYPE 103
EXCEPT AS SHOWN

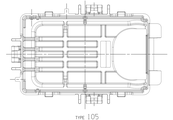

TYPE 105
SAME AS TYPE 101
EXCEPT AS SHOWN

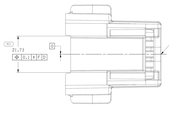

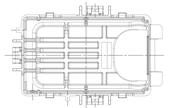

TYPE 106
SAME AS TYPE 102
EXCEPT AS SHOWN

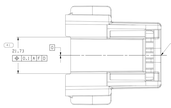

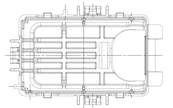

TYPE 107
SAME AS TYPE 103
EXCEPT AS SHOWN

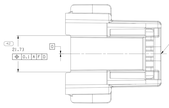

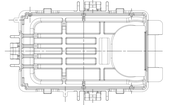

TYPE 108
SAME AS TYPE 104
EXCEPT AS SHOWN

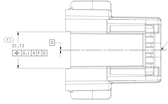

DETAIL V
SCALE 5/1

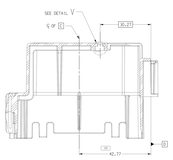

SECTION D-D

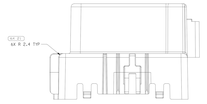

OPTIONAL CONSTRUCTION
FOR TYPES 101-104
TOOLS PROPOSAL PN # 0001 & 0002

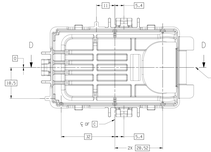

TYPE 103
SAME AS TYPE 101
EXCEPT AS SHOWN

SYMBOL DEFINITION	
X DIMENSION WITHOUT AN INSPECTION REPORT SYMBOL IS DOES NOT REQUIRE INSPECTION. IT MAY BE CONTROLLED ON THE INDIVIDUAL COMPONENT DRAWING.	TOTAL NO OF INSPECTIONS REQUIRED: 61 LOT NO: 43

MISSING SYMBOLS
NO MISSING SYMBOL NUMBER

					REVISION HISTORY			
STAGE	REV	SHEET	ZONE			ECN	BY	DATE
CAMPLE	B	02			ALL PARTS - RELEASED PART DRAWING.	4-18006	DEE/DEE	A
CAMPLE	B	02			ALL PARTS - ADDED BOM NOTES TO DIM 16.38 & 2.7 PER ECN 4-18006 & ADDED TOLERANCE CHART.	4-19275	JSM/JSM	DMW/JSM
CAMPLE	B	03			ALL PARTS - REMOVED BLUEPRINT DIMS CHART & ADDED TOLERANCE CHART. ADDED DIM 2.7 (2.7-0.2) MIN TO DIM 2.7 (2.7+0.2) MAX PER ECN 4-19275. ADDED DIM 2.7 (2.7-0.2)-0.25 ⊕ Ø0.20 Ⓢ Ⓐ Ⓑ MIN. 2.7 (2.7+0.2) ⊕ Ø0.20 Ⓢ Ⓐ Ⓑ 1.76 ⊕ Ø0.20 Ⓢ Ⓐ Ⓑ MIN. 5.4 (5.4-0.2) ⊕ Ø0.20 Ⓢ Ⓐ Ⓑ 5.4 (5.4+0.2) ⊕ Ø0.20 Ⓢ Ⓐ Ⓑ MAX. 2.7 (2.7-0.2) ⊕ Ø0.20 Ⓢ Ⓐ Ⓑ MIN. 2.7 (2.7+0.2) ⊕ Ø0.20 Ⓢ Ⓐ Ⓑ MAX. 2X (2.7-0.2) ⊕ Ø0.20 Ⓢ Ⓐ Ⓑ MIN. 2X