SYMBOL DEFINITION			MISSING NUMBERS
THE NUMBER INSIDE THE SYMBOL ( ) CORRESPONDS TO THE NUMBER ON THE INSPECTION REPORT FOR THIS DRAWING/PART NUMBER	TOTAL NO. OF SYMBOLS ON DRAWING	6	
	LAST NO. USED	6	

DWG STATUS					ZONE	REVISION HISTORY	AUTH	DR	APVD 1	APVD 2
DATE	STG	REV	N/P	CHG						
23APO2	R	02	-	-		REVISED CONNECTOR GRAPHICS	223982	JGR	EOV	JR

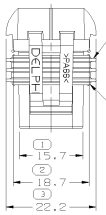

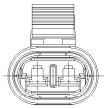

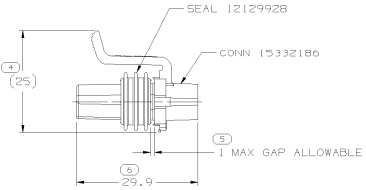

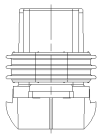

NOTES

1. UNLESS OTHERWISE SPECIFIED AND/OR INDICATED:
   DIMENSIONS ARE TO FACE OF VIEW SHOWN AND AUTOMATICALLY ROUNDED BY COMPUTER FOR INSPECTION (SEE MATH MODEL FOR PRECISE DIMENSIONS). FOR ALL OTHER DIMENSIONS NOT SHOWN BUT REQUIRED FOR TOOL BUILD. SEE MATH MODEL FOR PRECISE TOOL PATH DATA.

2. WHEN PARTS ARE SHIPPED THEY MUST BE PACKED IN PLASTIC BAGS OR SHIPPING CONTAINERS MUST BE LINED WITH PLASTIC LINERS. BAGS OR LINERS MUST BE SEALED TO AVOID FOREIGN MATTER.

3. SEALING CODE 2 - DESIGN WILL PASS SALT FOG TEST AFTER CONDITIONING AS SPECIFIED IN ESA-611 (WEATHER-PACK), ESA-710 (METRIC-PACK), ESA-650 (UNDERHOOD MICRO-PACK), C-4006 (WORLD CONNECTOR), ETC WHEN MATED TO MATING PART OR EQUIVALENT.

4. MATING COMPONENTS OR EQUIVALENT:
   CONNECTOR 15300002
   TERMINAL 12077412
   CABLE SEAL 12015323
   TPA 15332188

5. TOOL CAVITY IDENTIFICATION SHOULD BE LOCATED NEAR THE GATE.

6. CONNECTOR ENGAGE FORCE CODE 2.

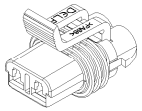

5	PROCESS SENSITIVE DIMENSION

DIMENSIONS ENCLOSED IN ( ) INDICATE REFERENCE DIMENSIONS AND NO TOLERANCE LIMITS ARE ESTABLISHED

SHARP CORNER TOLERANCE

DIMENSIONAL RANGE (MM)										
FROM	> 0	> 20	> 30	> 70	>100	>150	>200	>250	>300	CHAMFER
TO	20	30	70	100	150	200	250	300	400	
TOLERANCE UNLESS OTHERWISE SPECIFIED										
	±0.15	±0.2	±0.3	±0.4	±0.5	±0.6	±0.8	±1	±1.2	
ANGULAR TOLERANCE ±2°										

DWG TYPE
PART DRAWING

STYLE

VOLUME (CM³)
NONE

DISTR CODE

ROUTING
6901

UNLESS OTHERWISE SPECIFIED

THIS DOCUMENT IS IN ACCORDANCE WITH ASME Y14.5M-1994 AS AMENDED BY THE DM GLOBAL DIMENSIONING AND TOLERANCING ADDENDUM - 1997. ALL GEOMETRIC TOLERANCES AND RELATED DATUMS APPLY RFS. RULE #1(ENVELOPE) FORM AT MMC: DOES NOT APPLY WHEN RELATIONSHIP BETWEEN FEATURES IS CRITICAL TO FUNCTION, OR LOCATION TOLERANCES SEPARATE REFER TO CALLOUTS MAY BE BASED SEPARATELY, REGARDLESS OF DATUM REFERENCE.

REFERENCE

THIRD ANGLE PROJECTION

DO NOT SCALE

USE MATH DATA

CG GRAPHICS

DELPHI

DELPHI PACKARD ELECTRIC SYSTEMS
WARREN, OH

	DATE
DR	
APVD1 J.MILLER	08APR98
APVD2 K.CARLTON	21APR98
APVD3 G.MENNYWELL	07MY98
APVD4	
APVD5	

SUBSTANCES OF CONCERN AND RECYCLED CONTENT PER DELPHI 12949001

MATERIAL
SEE DRAWING

DRAWING NAME
ASM CONN 2F M/P 280 SLD

DRAWING NUMBER
15332187

SIZE	SCALE	FRAME NO	SHEET NO	STG	REV	N/P
A1	2:1	1 OF 1	1 OF 1	R	02	-