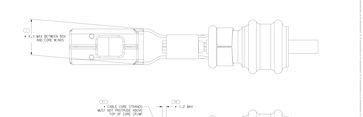

TERMINAL CABLE ALIGNMENT
SCALE: 20:1



PACKAGING NOTES

1. TERMINALS MUST BE SINGLE WRAPPED ON REEL WITH NON-ABRASIVE SEPARATION MATERIAL.
2. STANDARD REELING: TERMINALS MUST FLOW OFF TOP OF REEL FROM DOWN TO LEFT WITH CARRIER STRIP FACING UNDERSIDE AND CRIMP WINDOW FACING UPWARD.
3. REWIND A REELING: TERMINALS MUST FLOW OFF TOP OF REEL FROM DOWN TO LEFT WITH CARRIER STRIP FACING UNDERSIDE AND CRIMP WINDOW FACING UPWARD.
4. REWIND B REELING: TERMINALS MUST FLOW OFF BOTTOM OF REEL FROM DOWN TO LEFT WITH CARRIER STRIP FACING UNDERSIDE AND CRIMP WINDOW FACING DOWNWARD.
5. REWIND C REELING: TERMINALS MUST FLOW OFF BOTTOM OF REEL FROM DOWN TO LEFT WITH CARRIER STRIP FACING UNDERSIDE AND CRIMP WINDOW FACING UPWARD.
6. FULL REEL WEIGHT NOT TO EXCEED 20LBS.
7. CUSTOMER REQUEST FOR REWIND PARTS WILL INCLUDE ADDITIONAL CHARGES FOR THE ROLL OF MATERIAL (BLANK) PART NUMBER: 1123456789
   STANDARD REEL: 777-7007-NONE
   REWIND REEL: 777-7007-NONE
   ADDITIONAL REEL: 777-7007-NONE
   THE CRIMP IDENTIFICATION STRING WILL BE PRIFIXED FOR ALL CHARGED PART NUMBERS.

SPLICE AND REEL SPECIFICATIONS
SCALE: 1:5

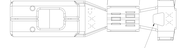

SYMBOL DEFINITION		
A DIMENSION REFERENCE AN INSPECTION REPORT SYMBOL. THE SYMBOL IS ASSIGNED TO A DIMENSION IN THE REVOLUTION IN THE DEVELOPMENAL CORPORATE CHART.	TOTAL NO OF REVOLUTIONS REQUIRED	6.5
	LAST NO. USED	42

DESIGN CONTROL		
CAD SYSTEM: PRO/ENGINEER WILDFIRE		
CAD FILE NAME:		
DRAWING TEMPLATE:		
DRAWING SIZE:		

| | | |