SYMBOL DEFINITION		
A DIMENSION WITHOUT AN INSPECTION REPORT SYMBOL (C) DOES NOT REQUIRE INSPECTION. IT MAY BE CONTROLLED ON THE INDIVIDUAL COMPONENT DRAWING.	TOTAL NO OF INSPECTIONS REQUIRED	65
	LAST NO. USED	42

MISSING SYMBOLS
NO MISSING SYMBOL NUMBER

DWG STATUS DATE	STS	RE	N/P	DB	ZONE	REVISION HISTORY	AUTH	DR	APVD 1	APVD 2
28DC15	R	31	AA	-	-	ALL PARTS - RELEASED PART DRAWING	431254	KA	KA	SSS
23NO15	R	32	-	-	-	REVISED GRAPHICS	431467	SM	SM	SSS M
16MR16	R	33	-	-	-	REMOVED BASIC DIM 2X 5.48 TYP	432894	KV	KV	SSS
09JL16	R	34	-	-	-	REVISED INTERCHANGEABLE TOOL NOTE & TOLS ON DIM (18 PLCS) AND SEPERATED FIXTURE CONTROL FRAME ON DIMS #34 & #37 AND ADDED EJECTOR PIN NOTES	432604	SM	SM	SSS
18JL16	R	35	-	-	-	REVISED DIM (7 PLCS) AND DIM TOL (8 PLCS)	433596	SM	SM	SSS
06OC16	R	36	-	-	-	ADDED NOTES	434474	KA	KA	DDJ
21NO16	R	37	-	-	-	REVISED ACCEPTANCE CRITERIA DEVIATIONS NOTE	434972	SM	SM	DDJ
07DE16	R	38	-	-	-	ADDED OPTIONAL CONSTRUCTION VIEW AND REVISED PART AVAILABILITY	435079	MSD	MSD	DDJ
12JA17	R	39	-	-	-	DIM #1 WAS 6.1 +/-0.1 & DIM #2 WAS 3.1	435356	MKS	MKS	DDJ
28APR17	R	10	-	-	-	ALL PARTS - UPDATED PDM ATTRIBUTES	436474	MKS	MKS	DDJ

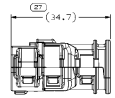

CLOSED SIDE VIEW

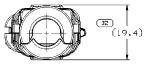

CLOSED END VIEW
9MM CONDUIT

CLOSED END VIEW
6MM CONDUIT

CLOSED END VIEW
NO CONDUIT

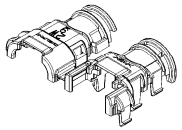

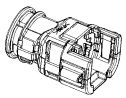

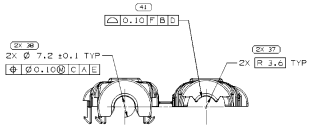

33292351 - FOR 6MM CONDUIT
SAME AS TYPE 9MM CONDUIT
EXCEPT AS SHOWN

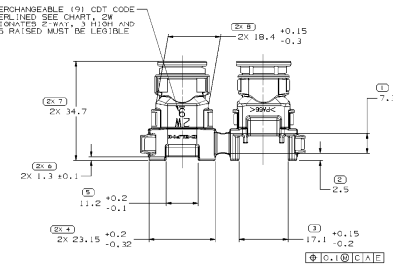

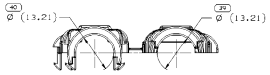

33292352 - NO CONDUIT
SAME AS TYPE 9MM CONDUIT
EXCEPT AS SHOWN

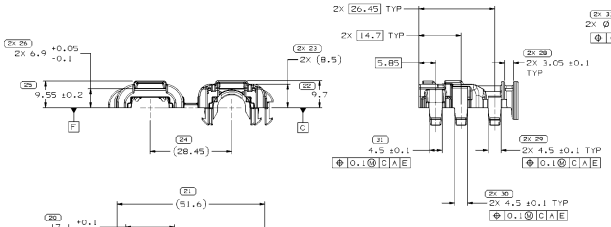

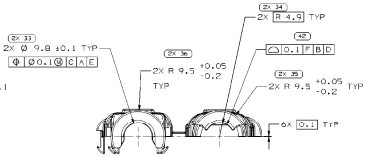

33267784
9MM CONDUIT

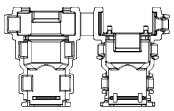
OPTIONAL CONSTRUCTION VIEW

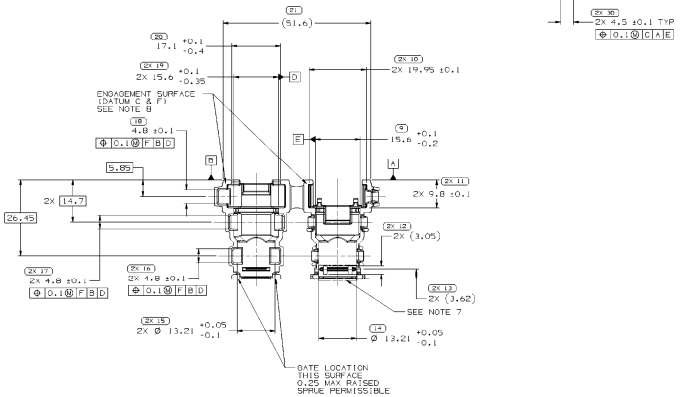

NOTES

1. UNLESS OTHERWISE SPECIFIED AND/OR INDICATED:

   DIMENSIONS ARE TO FACE OF VIEW SHOWN AND AUTOMATICALLY ROUNDED BY COMPUTER FOR INSPECTION (SEE MATH MODEL FOR PRECISE DIMENSIONS). FOR ALL OTHER DIMENSIONS NOT SHOWN BUT REQUIRED FOR TOOL BUILD, SEE MATH MODEL FOR PRECISE TOOL PATH DATA.

2. MATERIAL RECYCLING CODE PER ISO 11469: (1.51X(1) CHARACTERS PA 66 LOCATED ON ANY EXTERIOR SURFACE.

3. THIS PRODUCT IS NOT CATEGORIZED AS AN APPEARANCE ITEM. MINOR IMPERFECTIONS INCLUDING, BUT NOT LIMITED TO, FLOW MARKS, COLOR BLEMISHES, GATE VESTIGE, AND SOFT FLASH THAT DO NOT AFFECT THE FIT, FORM, OR FUNCTION OF THE PART ARE PERMISSIBLE PER DPNP-4.7-CS-01.

4. REFERENCE MATING COMPONENTS OR EQUIVALENT:

   SEE 15443179(H590001), 13535828(H59002) & 15498846(H59010) ASSEMBLY DRAWINGS

   33299380 ELBOW 90° WIRE DRESS

5. 11.51X(1) DELPHI CORPORATE BRAND TO BE LOCATED ON ANY EXTERIOR SURFACE, PREFERABLY VISIBLE AT FINAL ASSEMBLY

6. APEX 2.0 2 WAY(2W) MALE AND FEMALE WIRE DRESSCOVER

7. INTERCHANGEABLE TOOL FOR 6MM, 9MM AND NO CONDUIT (CDT) OPTIONS

8. EJECTOR PIN NOTES:
   ENGAGEMENT SURFACE FLUSH TO 0.15 MAX RECESSED
   OUTSIDE SURFACE FLUSH TO 0.05 MAX RECESSED
   ALL OTHERS 0.10 MAX RAISED TO 0.25 RECESSED

9. ACCEPTANCE CRITERIA DEVIATIONS:

   35N MIN FOR BACKSHELL LOCKED RETENTION AT WIRE EXIT POINT

   50N MIN FOR CONDUIT TO BACKSHELL RETENTION AND CONNECTOR TO BACKSHELL RETENTION UNDER SIDE LOAD

PART NO	REV	N/P	CONDUIT SIZE mm	COT CODE	VOLUME CM³
33292352	06	AA	NO CONDUIT	NO CODE	3.348
33267784	06	AA	9(M18B9002/M18B9012)	9	3.419
33292351	06	AA	6 (M18B9001/M18B9011)	6	3.466

THIS DRAWING REPRESENTS PART NUMBER(S) THAT PHYSICAL PARTS ARE NOT AVAILABLE FOR ORDERING.
PART NUMBERS THAT DO NOT HAVE A LINE PRESENT INDICATE THAT PHYSICAL PARTS ARE AVAILABLE FOR ORDERING.
CONTACT DELPHI SALES TO ASSURE AVAILABILITY OF PARTS.

DWG TYPE: PART DRAWING
STYLE:
VOLUME CM³: SEE CHART
SCHEM DWG:

UNLESS OTHERWISE SPECIFIED
THIS DRAWING IS IN ACCORDANCE WITH ISO8015 (1st ANGLE PROJ) & ISO1101 (GD&T) & ISO14405 (DIMENSIONS) & ISO14411 (CALIBRATION MEASUREMENT). DELPHI PROPRIETARY FEATURES NOT FEATURED BY ISO STANDARDS REPRESENTED BY SYMBOL REFERENCED.

ALL DIMENSIONS ARE IN MILLIMETERS

(C 7) PROCESS INSPECTION STANDARDS: REFERENCE
DIMENSIONS ENCLOSED IN A 7 INSPECTION SYMBOL (C) ARE TO BE CHECKED AS PER THE STANDARD LISTED ABOVE UNLESS OTHERWISE SPECIFIED.

| STANDARD DECIMAL RANGE (MM) | | |