SYMBOL DEFINITION			MISSING NUMBERS
THE NUMBER INSIDE THE SYMBOL ( ) CORRESPONDS TO THE NUMBER ON THE INSPECTION REPORT FOR THIS DRAWING/PART NUMBER	TOTAL NO. OF SYMBOLS ON DRAWING	7	
	LAST NO. USED	9	

DWG STATUS DATE	STG	REV	N/P	CHG	ZONE	REVISION HISTORY	AUTH	DR	APVD 1	APVD 2
22FE00	R	001	-	-		ALL PARTS -REDRAWN TO PD	000009	EAR	RCH	06
22FE00	R	002	-	-		15383341 - RELEASED	000005	EAR	RCH	06
10OC06	R	03	-	-		ALL PARTS - ADDED TERMINAL ID NOTE AND NOTE #4 & #5	285378	JTZ	JAA	MKM
02ND06	R	04	-	-		12176855 - MAT'L SPEC WAS M3658258	286475	RTV	JAA	MKM
08DE06	R	05	-	-		12176855 MATERIAL SPEC REVISED PER CHANGE NOTICE 281527	287674	MM	MM	MKM
27NO14	R	06	-	-		ALL PARTS - ADDED TARNISH NOTE	428298	NRM	JVM	LES

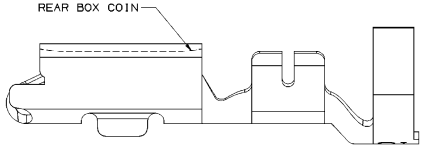

OPTIONAL CONSTRUCTION

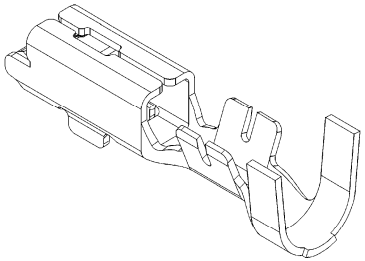

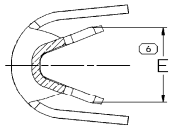

SECTION B-B

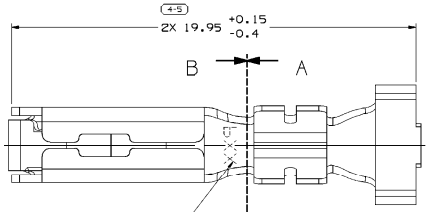

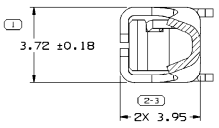

SECTION A-A

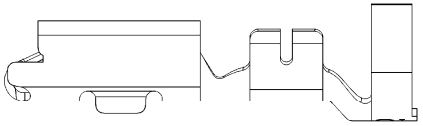

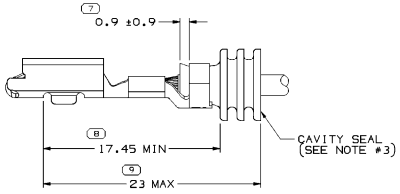

TERMINAL TO SEAL RELATIONSHIP

SCALE 5:1

OVERALL DIMENSION MUST BE HELD TO ENSURE PROPER FUNCTION OF TPA.

NOTES

1. UNLESS OTHERWISE SPECIFIED AND/OR INDICATED: DIMENSIONS ARE TO FACE OF VIEW SHOWN AND AUTOMATICALLY ROUNDED BY COMPUTER FOR INSPECTION (SEE MATH MODEL FOR PRECISE DIMENSIONS). FOR ALL OTHER DIMENSIONS NOT SHOWN BUT REQUIRED FOR TOOL BUILD, SEE MATH MODEL FOR PRECISE TOOL PATH DATA.
2. RECOMMENDED MATING BLADE - WIDTH 2.8 ±0.08, THICKNESS 0.825 ±0.035
3. TERMINAL TO CRIMP AROUND AND RETAIN CAVITY SEAL 12015323 OR EQUIVALENT.
4. DO NOT PROBE. TEST OR OTHERWISE CONTACT THE INTERIOR REGION (THE SPRING OR ANY MOVING PART) OF THIS TERMINAL. SEVERE DAMAGE CAN OCCUR, COMPROMISING THE PERFORMANCE OF THE ELECTRICAL INTERFACE.
5. "PXX" INDICATES "P" PLUS THE LAST TWO DIGITS OF MAKE DIE SERIES NUMBER (P01, P02, P03, ETC.).
6. FOR TERMINALS PACKAGED & STORED IN THE APPROVED MANNER, TARNISH ON SILVER PLATED SURFACES WILL NOT AFFECT THE PERFORMANCE OF THE PART

PART NO	REV	N/P	MAT'L SIZE	MAT'L SPEC	PART NO	REV	N/P	MAT'L SPEC	SIZE (MM²)	DIA	ID	BLANK TYPE	E ±0.4
			0.406X30.56		15383341	01	AC	M3640258 C17410 1/2 HD	3/2	3.8-2.45	13		4
			0.406X30.56		12176855	A5		M3644258 C17410 1/2 HD	5/3	4.2-3	11		4.6
			0.406X30.56		12129409	D4		M1574258 C42500 EX HD	2/1	3.05-2.48	15		3.7
			0.406X30.56		12110853	E3		M1574258 C42500 EX HD	5/3	4.2-3	11		4.6
UNPLATED					PLATED				CABLE				

1 PROCESS SENSITIVE DIMENSION

DIMENSIONS ENCLOSED IN ( ) INDICATE REFERENCE DIMENSIONS AND NO TOLERANCE LIMITS ARE ESTABLISHED

DIMENSIONAL RANGE (MM)		CHART D
FROM	0	>12
TO	12	
TOLERANCE UNLESS OTHERWISE SPECIFIED	±0.1	±0.2
ANGULAR TOLERANCE ±2°		

A LINE DRAWN THROUGH A PART NUMBER INDICATES THAT PHYSICAL PARTS ARE NOT AVAILABLE FOR ORDERING.

PART NUMBERS THAT DO NOT HAVE A LINE PRESENT INDICATE THAT PHYSICAL PARTS ARE AVAILABLE FOR ORDERING.

CONTACT DELPHI SALES TO ASSURE AVAILABILITY OF PARTS.

DWG TYPE: PART DRAWING

STYLE

VOLUME (CM³)

DISTR CODE

UNLESS OTHERWISE SPECIFIED

THIS DOCUMENT IS IN ACCORDANCE WITH ASME Y14.5M-1994 AS AMENDED BY ASME Y14.5M-1994 ADDENDUM 2001 TOLERANCING ADDENDUM-2001. SEPARATE PATTERNS OF FEATURES MAY BE MADE SEPARATELY REGARDLESS OF DATUM REFERENCES.

ALL DIMENSIONS ARE IN MILLIMETERS

REFERENCE

THIRD ANGLE PROJECTION

DO NOT SCALE

USE MATH DATA

NX

DELPHI

DELPHI PACKARD ELECTRICAL/ELECTRONIC ARCHITECTURE

WARREN, OH

COPYRIGHT DELPHI CORPORATION AND/OR ITS AFFILIATES. ALL RIGHTS RESERVED.

THIS DRAWING IS THE PROPERTY OF DELPHI CORPORATION AND CONTAINS DELPHI CONFIDENTIAL INFORMATION. THE REPRODUCTION, DISTRIBUTION AND UTILIZATION OF THIS DOCUMENT OR ITS RELATED CAD MATH DATA, AS WELL AS COMMUNICATION OF ANY CONTENT TO OTHERS, WITHOUT EXPRESS AUTHORIZATION, IS PROHIBITED.

		DATE
DR	E. RODRIGUEZ	22FE00
APVD1	R. CHACON	09MR00
APVD2	O. GALLEGOS	09MR00
APVD3		
APVD4		
APVD5		

SUBSTANCES OF CONCERN AND RECYCLED CONTENT PER DELPHI [0949001]

MATERIAL: SEE CHART

DRAWING NAME: TAXI TERM F W/P 280 SEALED

DRAWING NUMBER: 12129032

SIZE	SCALE	FRAME NO	SHEET NO	STG	REV	N/P
A1	10:1	1 OF 1	1 OF 1	R	06	-

User: 22RDA
Model: 12129032-A3D01-A01
Template: 12129032-A3D01-A01 Rev: 06.03