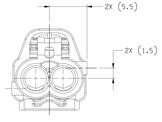

TYPE 102
UNSPECIFIED DIMENSION
SAME AS TYPE 101

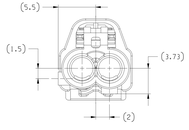

TYPE 108
UNSPECIFIED DIMENSION
SAME AS TYPE 101

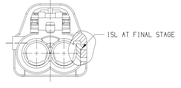

ISL AT FINAL STAGE CONDITION

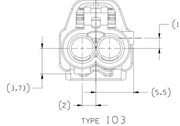

TYPE 103
UNSPECIFIED DIMENSION
SAME AS TYPE 101

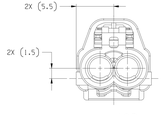

TYPE 109
UNSPECIFIED DIMENSION
SAME AS TYPE 101

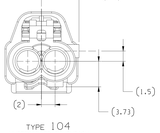

TYPE 104
UNSPECIFIED DIMENSION
SAME AS TYPE 101

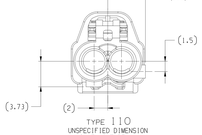

TYPE 110
UNSPECIFIED DIMENSION
SAME AS TYPE 101

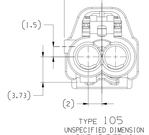

TYPE 105
UNSPECIFIED DIMENSION
SAME AS TYPE 101

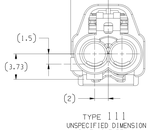

TYPE 111
UNSPECIFIED DIMENSION
SAME AS TYPE 101

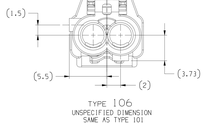

TYPE 106
UNSPECIFIED DIMENSION
SAME AS TYPE 101

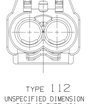

TYPE 112
UNSPECIFIED DIMENSION
SAME AS TYPE 101

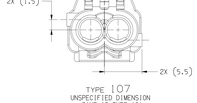

TYPE 107
UNSPECIFIED DIMENSION
SAME AS TYPE 101

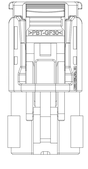

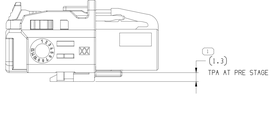

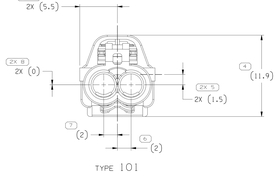

TYPE 101

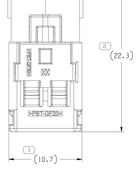

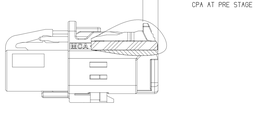

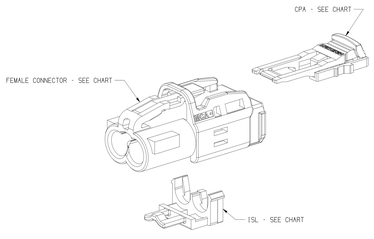

EXPLODED VIEW

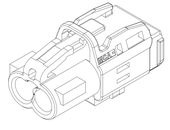

WITHOUT CPA

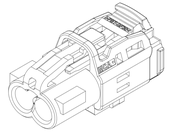

WITH CPA

BACK VIEW

SYMBOL DEFINITION		
A DIMENSION WITHOUT AN INSPECTION REPORT SYMBOL (□) DOES NOT REQUIRE INSPECTION. IT MAY BE CONTROLLED ON THE INDIVIDUAL COMPONENT DRAWING.	TOTAL NO OF INSPECTIONS REQUIRED	13
	LAST NO. USED	10

MISSING SYMBOLS
NO MISSING SYMBOL NUMBER

DWG STATUS					ZONE	REVISION HISTORY	AUTH	DR	APVD	APVD
DATE	SUB	REV	N/P	CHG						
28OC22	R	01	-	-	-	CREATED PART DRAWING	446280	XXT	QD	XXT
17JUL23	R	01	AA	-	-	UPDATED PART AVAILABILITY OF CODE A-F&Z	449330	WDY	XXT	YJQM

NOTES:

1. UNLESS OTHERWISE SPECIFIED AND/OR INDICATED:

   DIMENSIONS ARE TO FACE OF VIEW SHOWN AND AUTOMATICALLY ROUNDED BY COMPUTER FOR INSPECTION (SEE MATH MODEL FOR PRECISE DIMENSIONS). FOR ALL OTHER DIMENSIONS NOT SHOWN BUT REQUIRED FOR TOOL BUILD, SEE MATH MODEL FOR PRECISE TOOL PATH DATA.

2. THIS PRODUCT IS NOT CATEGORIZED AS AN APPEARANCE ITEM. MINOR IMPERFECTIONS INCLUDING, BUT NOT LIMITED TO, FLOW MARKS, COLOR BLEMISHES, GATE VESTIGE, AND SOFT FLASH THAT DO NOT AFFECT THE FIT, FORM, OR FUNCTION OF THE PART ARE PERMISSIBLE PER EANP.4-1.CS.01.EN.

3. FOR APPLICATION DATA SEE THE INDIVIDUAL APPLICATION DRAWINGS.

4. DELIVERY CONDITION TO WIRE ASSEMBLY PLANT. VERIFY THE ISL IS IN THE PRE-STAGE POSITION.

5. BEFORE TERMINAL ASSEMBLY, VERIFY THE ISL IS IN THE PRE-STAGE POSITION ON THE CONNECTOR. IF NOT, RETURN THE ISL TO PRE-STAGE POSITION.

6. DELIVERY CONDITION TO VEHICLE ASSEMBLY PLANT, VERIFY THE ISL IS IN THE FINAL-STAGE POSITION.

PART NO.	REV	N/P	TYPE	CODE	CONNECTOR	ISL	CPA	DESCRIPTION
35602522	01	-	112	Z	35601924	35601702	-	ASSEMBLY WITHOUT CPA
35602521	01	-	111	N	35601923			
35602520	01	-	110	K	35601922			
35602519	01	-	109	J	35601921			
35602518	01	-	108	H	35601920			
35602517	01	-	107	G	35601919			
35602515	01	-	106	F	35601918			
35602514	01	-	105	E	35601917			
35602513	01	-	104	D	35601916			
35602508	01	-	103	C	35601915			
35602507	01	-	102	B	35601914			
35602500	01	-	101	A	35601913			
35513283	01	-	112	Z	35601924	35601702	35601696	ASSEMBLY WITH CPA
35602499	01	-	111	N	35601923			
35602498	01	-	110	K	35601922			
35602496	01	-	109	J	35601921			
35602491	01	-	108	H	35601920			
35602490	01	-	107	G	35601919			
35602489	01	-	106	F	35601918			
35602488	01	-	105	E	35601917			
35602483	01	-	104	D	35601916			
35602482	01	-	103	C	35601915			
35602238	01	-	102	B	35601914			
35602237	01	-	101	A	35601913			

DRAWING NUMBER: 35602697
SIZE A1x3 | SCALE 5:1 | FRAME NO 2 OF 2 | SHEET NO 1 OF 1 | REV R | N/P 01 AA

A ~~~~ LINE DRAWN THROUGH A PART NUMBER INDICATES THAT PHYSICAL PARTS ARE NOT AVAILABLE FOR ORDERING.

PART NUMBERS THAT DO NOT HAVE A LINE PRESENT INDICATE THAT PHYSICAL PARTS ARE AVAILABLE FOR ORDERING.

CONTACT APTIV SALES TO ASSURE AVAILABILITY OF PARTS.

DWG TYPE: PART DRAWING
TITLE:
VOLUME CAD: SEE CHART
SYSTEM CODE:

UNLESS OTHERWISE SPECIFIED
THIS DOCUMENT IS IN ACCORDANCE WITH ASME Y14.5M-1994 UNLESS OTHERWISE SPECIFIED. ALL DIMENSIONS AND TOLERANCES INCLUDING GEOMETRIC TOLERANCE SYMBOLS, SEPARATE PATTERNS OF FEATURES MAY BE GAGED SEPARATELY REGARDLESS OF DATUM REFERENCES.

ALL DIMENSIONS ARE IN MILLIMETERS

(10) PROCESS SENSITIVE DIMENSION

DIMENSIONS ENCLOSED IN ( ) INDICATE REFERENCE DIMENSIONS AND NO TOLERANCE BLOCK AND STANDARDS.

DIMENSIONAL RANGE (MM)									
FROM	0	>6	>30	>6	>10	>100	>200	>250	>400
TO	6	30	6	10	100	200	250	400	800
TOLERANCE UNLESS OTHERWISE SPECIFIED									
±0.15	±0.2	±0.3	±0.5	±0.8	±1	±1.2	±1.5	±2	±3
ANGULAR TOLERANCE ±2°									

REFERENCE

THIRD ANGLE PROJECTION

DO NOT SCALE
USE MATH DATA

NX

•APTIV•
CONNECTION SYSTEMS
Chennai, India
COPYRIGHT 2022 APTIV. ALL RIGHTS RESERVED.
THIS DRAWING IS THE PROPERTY OF APTIV AND CONTAINS APTIV CONFIDENTIAL INFORMATION. THE INFORMATION CONTAINED IN THIS DOCUMENT OR UTILIZATION OF THIS DOCUMENT OR ITS RELATED CAD MATH DATA, WILL NOT BE COMMUNICATION OF ANY CONTENTS TO OTHERS, WITHOUT EXPRESS AUTHORIZATION, IS PROHIBITED.

		DATE
DR	XIAOXIAN TIAN	28OC22
APVD	GARY QUAN	28OC22
APVD	XIAOXIAN TIAN	28OC22
APVD		
APVD		

SUBSTANCES OF CONCERN AND RECYCLED CONTENT(APVD01 CSA0023)

VOLUME CAD: SEE CHART

DRAWING NAME: TAXI CONN 0 F FAKRA

DRAWING NUMBER: 35602697
SIZE A1x3 | SCALE 5:1 | FRAME NO 1 OF 2 | SHEET NO 1 OF 1 | REV R | N/P 01 AA

PRINTED COPY UNCONTROLLED
DWG# 35602697 Date: 24-Aug-23 Time: 18:09:10