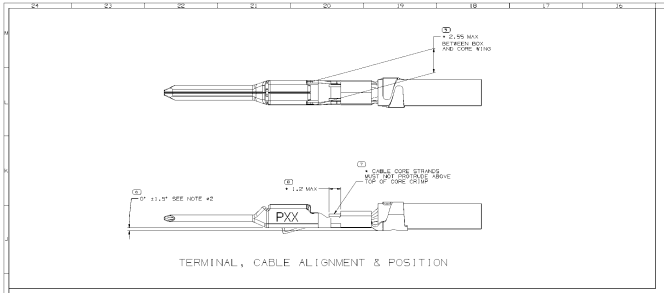

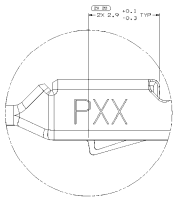

SYMBOL DEFINITION		MISSING SYMBOLS
A DIMENSION WITHOUT AN INSPECTION REPORT SYMBOL (□) DOES NOT REQUIRE INSPECTION. IT MAY BE CONTROLLED ON THE INDIVIDUAL COMPONENT DRAWING.	TOTAL NO OF INSPECTIONS REQUIRED: 30	NO MISSING SYMBOL NUMBER
	LAST NO. USED: 23	

DR DATE					REVISION HISTORY				
DATE	SYM	ZONE	ZONE	ZONE		NEW	BY	APVD	APVD
1201/13	R	B1	-	-	- 1964788 - WAS PRIORED AND RELEASED - 1964789 - WAS PRIORED AND RELEASED - 1964790 - WAS PRIORED AND RELEASED - 1964791 - WAS PRIORED AND RELEASED - 1964792 - WAS PRIORED AND RELEASED	4241181	DSWEN	VYLAS	
22JAN	R	B2	-	-	ADDED "SHT 1 OF 2"	4252134	DSWEN	DLAS	
08MAR	R	B3	-	-	ALL PARTS - ADDED DEFINE LITER-CURRENT CIRCUITS & REFERENCE REQUIREMENT ADDED REVISED NOTE #1 CABLE SIZE & DIMENSIONS & REVISED CABLE DIMENSIONS CABLE SIZE & DIMENSIONS CHANGED IN SHEET	4271781	HPRDEV	VYLAS	
07MAR	R	B4	-	-	ALL PARTS - ADDED REFERENCE SECTIONS COMPONENTS & CUT-OFF DIMENSIONS NOTES	4271477	HPRDEV	VYLAS	
02FEB	R	B5	-	-	- 1964789 - CABLE DIAMETER WAS 1.4 - 1.83 ALL PARTS - REVISED DRAWINGS	4238981	HPRDEV	DLAS	
01JAN	R	B6	-	-	- 1964789 - CABLE SIZE WAS 1.4 - 1.1 - 1964790 - CABLE SIZE WAS 1.4 - 1.1 - 1964791 - CABLE SIZE WAS 2.1 - 2.4 AND DIMENSIONS WERE CHANGED - 1964792 - CABLE SIZE WAS 1.4 - 2.4 AND DIMENSIONS WERE CHANGED	4206114	JAM	PRAMJEE	
19FEB	R	B7	-	-	ALL PARTS - UPDATED PART AVAILABILITY	4208114	HPRD	HPRDEV	DLAS
19FEB	R	B8	-	-	ALL PARTS - UPDATED PDM ATTRIBUTES	4208184	HPRD	HPRDEV	DLAS
19MAR	R	B9	-	-	ALL PARTS - UPDATED PDM ATTRIBUTES	4218181	HPRD	HPRDEV	DLAS

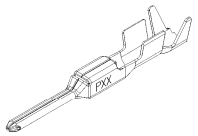

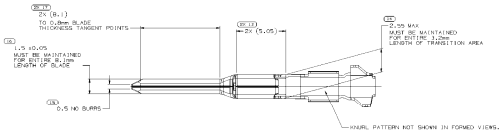

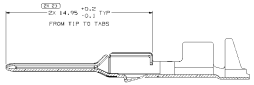

SECTION C-C

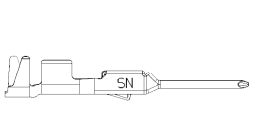

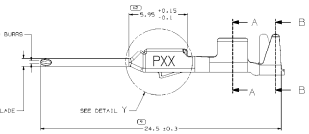

SECTION A-A

SECTION B-B

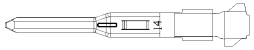

NOTES:

1. UNLESS OTHERWISE SPECIFIED AND/OR INDICATED:

   DIMENSIONS ARE TO FACE OF VIEW SHOWN AND AUTOMATICALLY REQUIRED BY COMPUTER FOR INSPECTION USE WITH MODEL FOR PRECISE DIMENSIONS. FOR ALL OTHER DIMENSIONS NOT SHOWN BUT REQUIRED FOR TOOL BUILD, SEE MFTH MODEL FOR PRECISE TOOL PATH DATA.

2. PLUS ANGLE IS #100 BOTTOM SURFACE ROTATED COUNTERCLOCKWISE AGAINST THE BOX BOTTOM SURFACE.

3. MAXIMUM INSULATION CRIMP WIDTH OF 2.9mm AND HEIGHT 3.20mm FOR CABLE SIZE UP TO 2.08mm O.D.; MAXIMUM CORE CRIMP WIDTH OF 2.6mm.

4. PLATING TYPE:

   1. PERLON TIN 1.4 - 3.3 MICROMETERS THICK OVER NICKEL UNDERPLATE 0.13 - 0.5 MICROMETERS THICK.

   PLATING TYPE INFORMATION SHOWN ABOVE IS REFERENCE ONLY. PLATING REQUIREMENTS CONTAINED IN APPLICABLE MATERIAL SPECIFICATION.

5. MAXIMUM CURRENT CAPACITY AS DEFINED BY USCAR-2 P5 SECTION 6.3.3 IS 21.5 AMPS WITH 2.08mm² COPPER CABLE

6. PARTS MEET THE PERFORMANCE REQUIREMENTS OF GMW3191 DE20007 AND SAE/USCAR-2 P5 REVISIONS FOR THE FOLLOWING CLASSIFICATIONS:

   TEMPERATURE CLASS 3 (-40°C TO 125°C)
   VIBRATION CLASS 1 (ON BODY OR CHASSIS)
   SEALING CLASS 1 (UNSEALED) FOR GA 10, 12, 14 & 16
   SEALING CLASS 2 & 3 (SEALED CONNECTOR DEPENDENT) FOR GA 18 21 & 17

7. REFERENCE MATING COMPONENT OR EQUIVALENTS:
   TERMINAL 13954063

8. * DENOTES DIMENSIONS MADE AT CUT-OFF AND CRIMP DIE

PART NUMBER	REV	N/P	MATERIAL SPECIFICATION	MATERIAL SIZE	CONTACT AREA PLATING TYPE (SEE NOTE 4)	CRIMP AREA PLATING TYPE (SEE NOTE 4)	CONTACT PLATING I.D.	CABLE I.D.	CABLE SIZE (mm²)	CABLE DIAMETER	B1 ±0.10	B2 ±0.05	H1	H2
									COPPER					
1964792	03	AD	COPPER ALLOY	0.25 X 28.4	1	1	SN	14	1.5 - 2.0	2.0 - 2.8	3.1	4.2	3.6	4.3
1964791	03	AD	COPPER ALLOY	0.25 X 28.4	1	1	SN	15	1.25 - 1.5	1.9 - 2.4	2.7	3.7	3.2	3.9
1964790	03	AD	COPPER ALLOY	0.25 X 28.4	1	1	SN	17	0.75 - 1.0	1.7 - 2.34	2.4	3.5	2.8	3.6
1964789	02	AD	COPPER ALLOY	0.25 X 28.4	1	1	SN	21	0.25 - 0.5	1.2 - 1.83	1.9	2.9	2.2	3
1964788	03	AD	COPPER ALLOY	0.25 X 28.4	1	1	SN	25	0.13 - 0.22	0.81 - 1.2	1.45	1.8	1.6	1.8

PROPRIETARY INFORMATION
THIS DRAWING IS A PROPRIETARY DOCUMENT OF DELPHI. NO REPRODUCTION OR DISTRIBUTION OF THIS DRAWING OR THE INFORMATION CONTAINED HEREIN WITHOUT WRITTEN PERMISSION IS PROHIBITED.

SCALE	SHEET
NONE	1 OF 1

DELPHI

DELPHI POWER ELECTRICAL/ELECTRONIC ARCHITECTURE
KOREA LLC
CONTACT ERIC BLACK, DAVID WEAVER OR PETE FIELDS.

THIS DRAWING IS THE PROPERTY OF DELPHI AND MAY NOT BE REPRODUCED OR DISTRIBUTED WITHOUT WRITTEN PERMISSION. THIS DRAWING IS SUBJECT TO THE TERMS AND CONDITIONS OF THE DELPHI DRAWING POLICY. © DELPHI CORPORATION, ALL RIGHTS RESERVED.

PART DRAWING		
		DATE
APVD CARLOS CELADILLO		20013
APVD ALIPS LYDRES Jr.		20013
APVD R. J. BLOOD		20013
APVD		
APVD		

DRAWING NAME: 1964 TERM W DOS 1.5

DRAWING NUMBER: 13954063

SIZE A1x2 | SHT 2 OF 2 | REV 3 | N/P 1 | DATE 19 2 | N/A

13954063