DWG STATUS DATE	STG	REV	N/P	CHG	ZONE	REVISION HISTORY	AUTH	DR	APVD 1	APVD 2
18MR19	R	01				INITIAL RELEASE		K.ANJ	S.CHA	F.DEM
11OC19	R	01	AA			SEE SHEET 1		S.THO	S.CHA	F.DEM
30DE19	R	01	AB		A 11-12	IFF TABLE ADDED		A.DWA	S.CHA	F.DEM
08JN20	R	02				ADD P/N FOR XFK VERSION		S.CHA	F.DEM	SYS

THERMISTOR PREPARED WIRE
P/N: 35290140

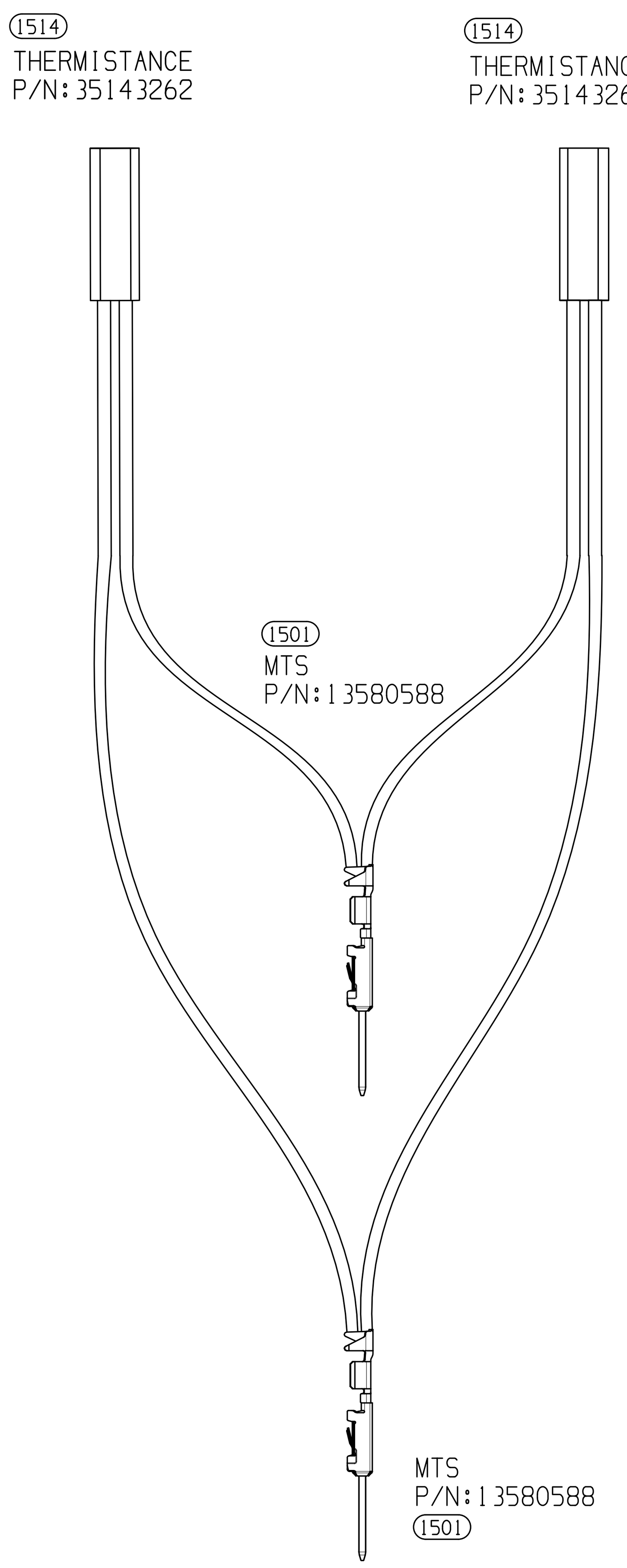

CP PREPARED WIRE V1
P/N: 35290141

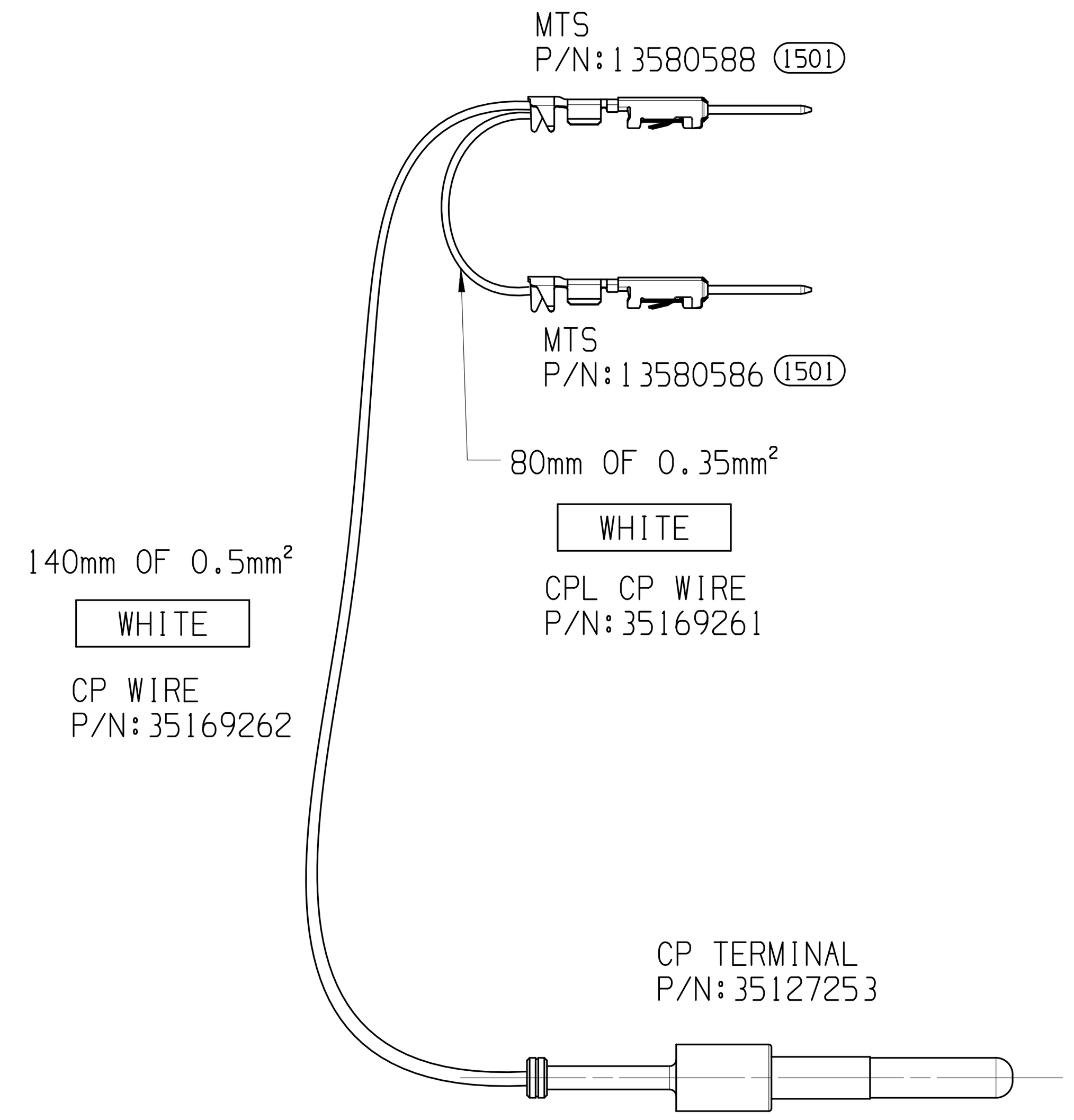

PE PREPARED WIRE V1
P/N: 35290143 FOR B10
P/N: 35308410 FOR XFK

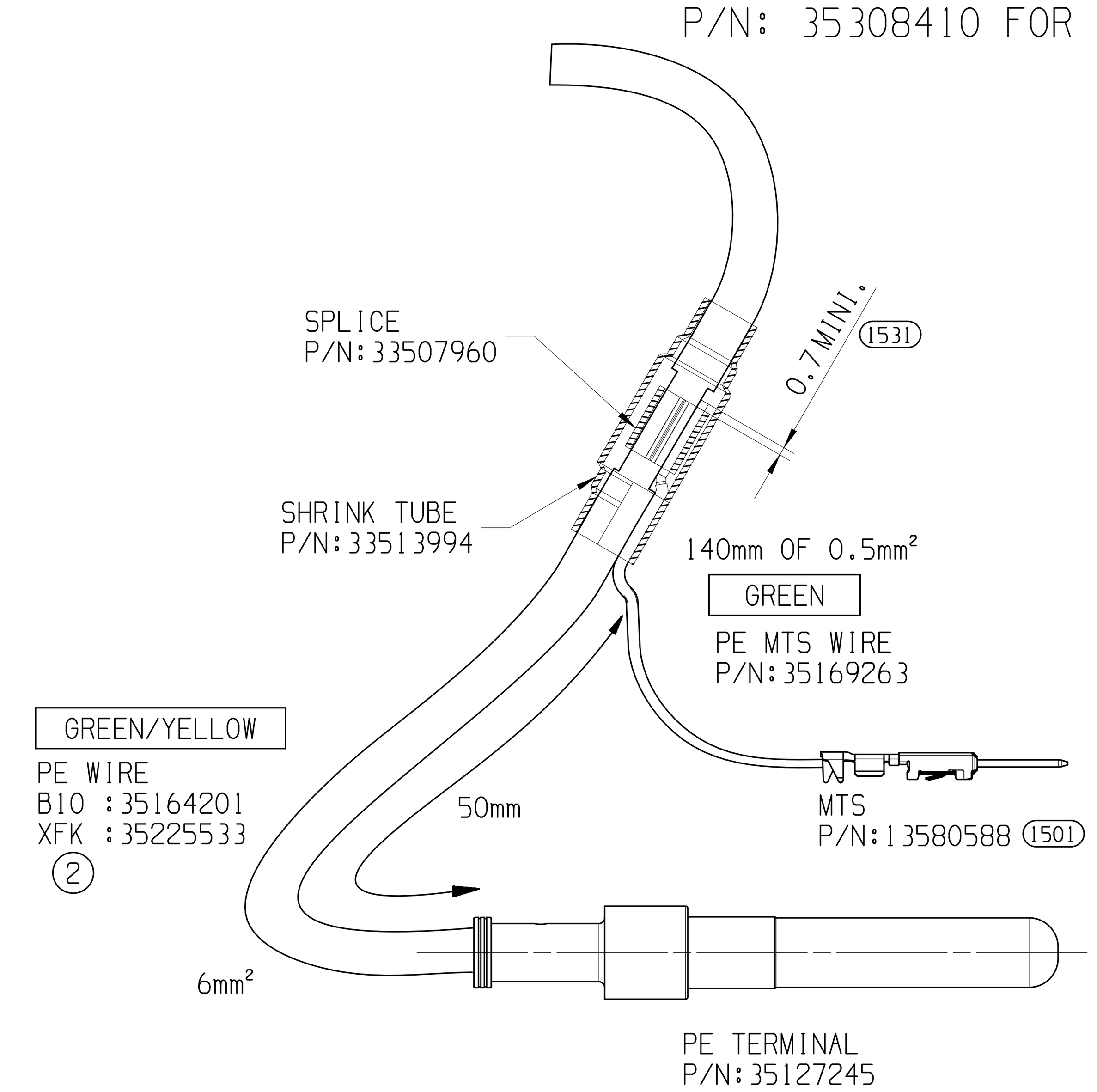

CP PREPARED WIRE V2
P/N: 35290145

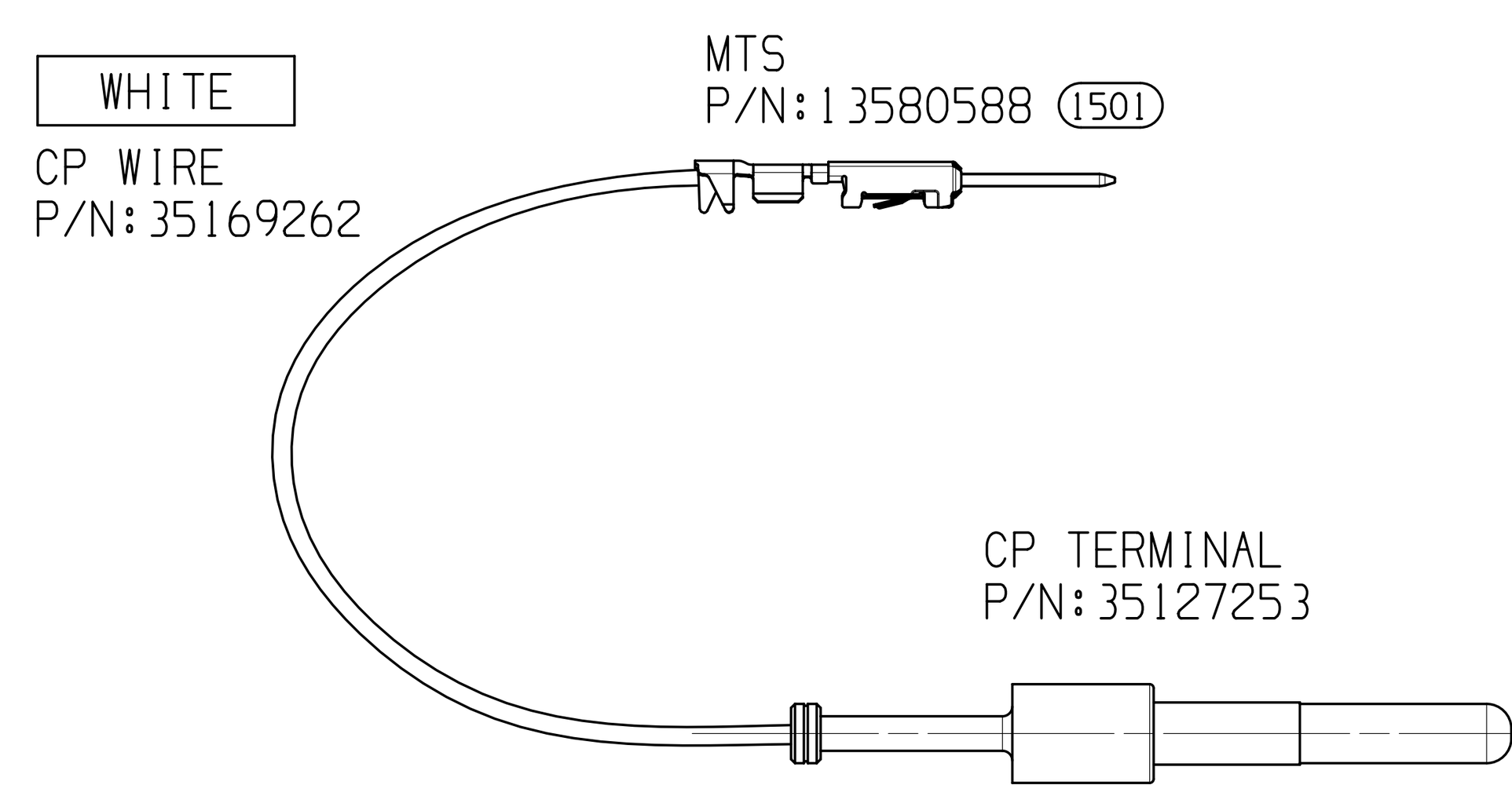

PE PREPARED WIRE V2
P/N: 35290144 FOR B10
P/N: 35308411 FOR XFK

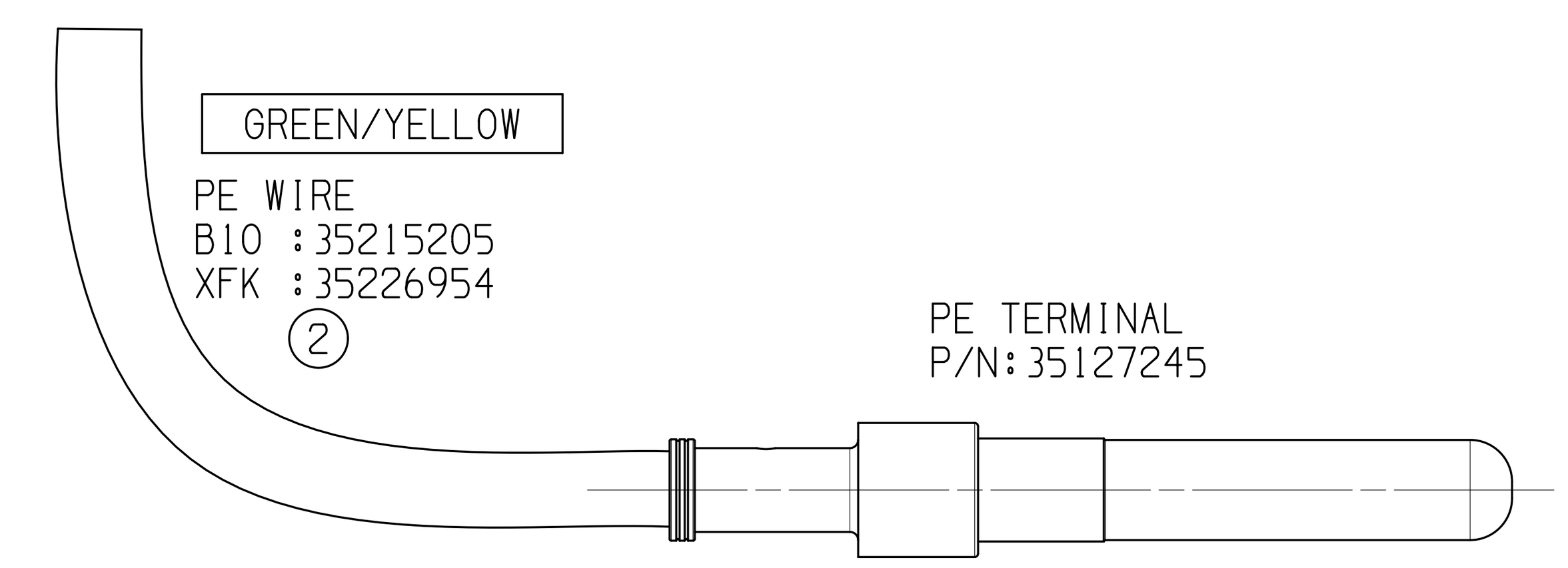

PP PREPARED WIRE
P/N: 35290142

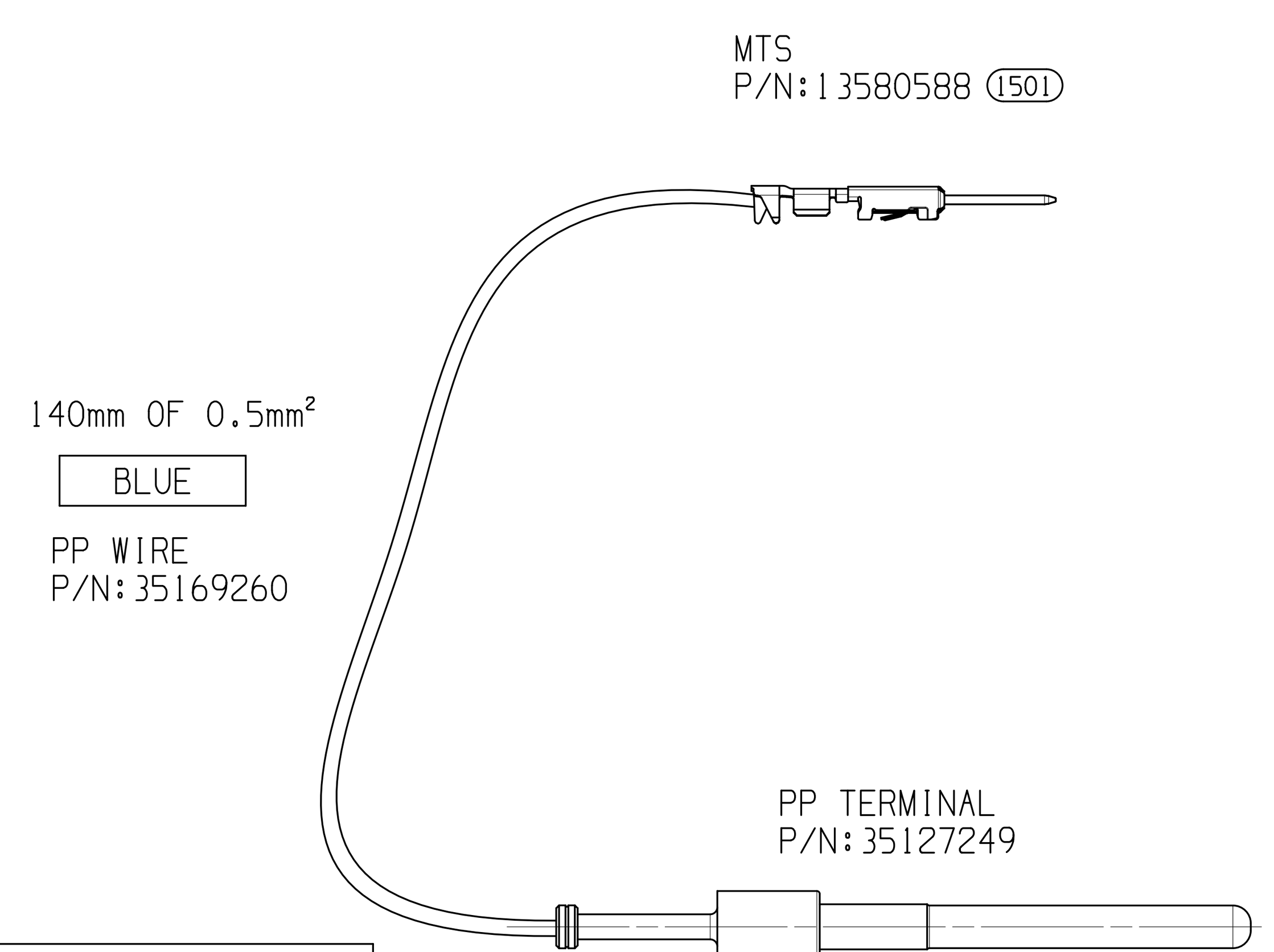

ACCORDING TO CAQE 0118/36	
IFF N°	NAME OF THE CHARACTERISTIC
1501	CHOICE OF THE MTS MALE TERMINAL
1514	THERMISTANCE CHOICE (X4) (INCLUDING THE WIRE)
1515	FUSE CHOICE
1531	LOCATION OF THE 2 6mm² + 0.5mm² WIRES VERSUS SPLICE

FUSE PREPARED WIRE
P/N: 35290147 FOR B10
P/N: 35308412 FOR XFK

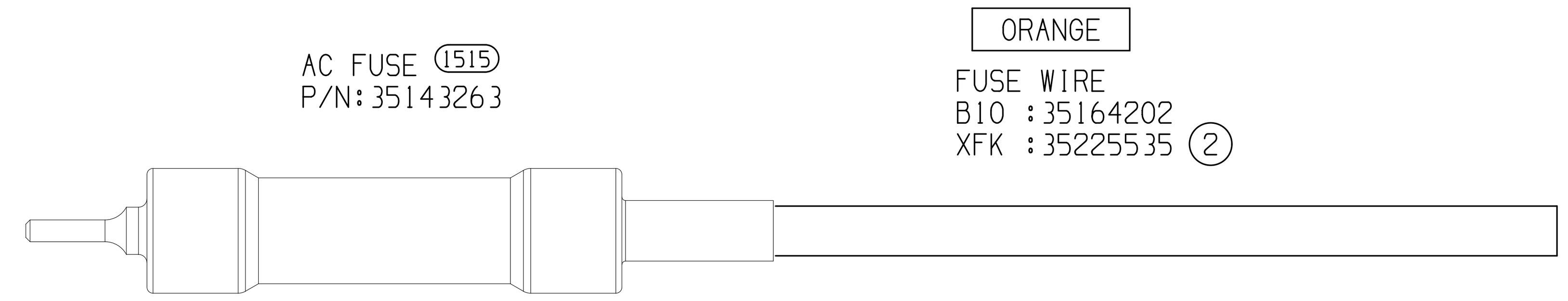

DC PREPARED WIRE
Version down for B10 : 35473732
Version up for B10 : 35473733
Version down for XFK : 35473734 (2)
Version up for XFK : 35473735

DC TERMINAL
Version down : 35166049
Version up : 35166048

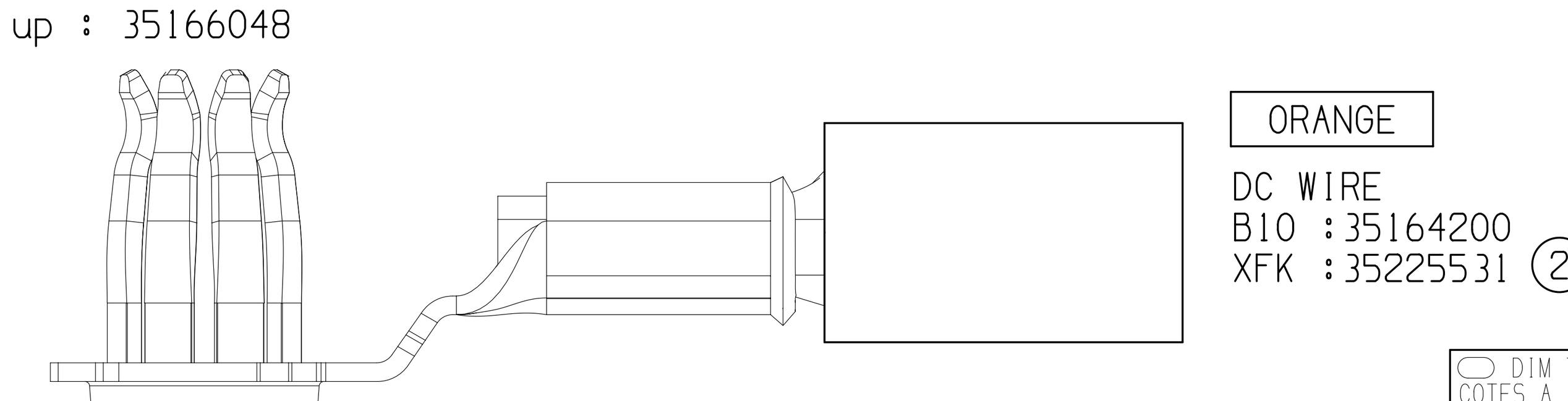

A ——— LINE DRAWN THROUGH A PART NUMBER INDICATES THAT PHYSICAL PARTS ARE NOT AVAILABLE FOR ORDERING.

PART NUMBERS THAT DO NOT HAVE A LINE PRESENT INDICATE THAT PHYSICAL PARTS ARE AVAILABLE FOR ORDERING.

CONTACT APTIV SALES TO ASSURE AVAILABILITY OF PARTS.

LA LIGNE ——— TRACÉE SUR LA RÉFÉRENCE PIÈCE INDIQUE QUE LA PIÈCE N'EST PAS DISPONIBLE À LA COMMANDE

LES RÉFÉRENCES PIÈCES QUI NE SONT PAS BARRÉES INDIQUENT QUE CELLES-CI SONT DISPONIBLES PHYSIQUEMENT POUR ÊTRE COMMANDÉES

CONTACTER LE SERVICE COMMERCIAL DE APTIV POUR S'ASSURER DE LA DISPONIBILITÉ DES PIÈCES

R 0.1 MAX
R 0.2 MAX
SHARP CORNER TOLERANCE

DIM TO CHECK / COTES A VERIFIER; ( ) DIM FOR HELP / COTES POUR INFO; THEORETIC DIM / COTES THEORIQUES	DIMENSIONAL RANGE (MM)								CHART E1
FROM / TO	>0 20	>20 30	>30 70	>70 100	>100 150	>150 200	>200 250	>250 300	>300 400
TOLERANCE UNLESS OTHERWISE SPECIFIED	±0.15	±0.2	±0.3	±0.4	±0.5	±0.6	±0.8	±1	±1.2
ANGULAR TOLERANCE ±2°									

DWG TYP: PART DRAWING
WEIGHT (GR)
VOLUME (CM³)
ROUTING
DISTR CODE: D

UNLESS OTHERWISE SPECIFIED
GENERAL TOLERANCES ACCORDING TO: SEE CHART
GD&T ACCORDING TO: ISO 1101

REFERENCE

FIRST ANGLE PROJECTION

DO NOT SCALE
USE MATH DATA
CAD NX

•APTIV•

CONNECTION SYSTEMS
Chennai, India

COPYRIGHT 2019 APTIV. ALL RIGHTS RESERVED.

THIS DRAWING IS THE PROPERTY OF APTIV AND CONTAINS APTIV CONFIDENTIAL INFORMATION. THE REPRODUCTION, DISTRIBUTION AND UTILIZATION OF THIS DOCUMENT OR ITS RELATED CAD MATH DATA, AS WELL AS COMMUNICATION OF ANY CONTENT TO OTHERS, WITHOUT EXPRESS AUTHORIZATION, IS PROHIBITED.

CE PLAN EST LE PROPRIETE DE APTIV ET CONTIENT DES INFORMATIONS APTIV CONFIDENTIELLES. LA REPRODUCTION, LA DISTRIBUTION ET L'UTILISATION DE CE DOCUMENT OU DE SES DONNÉES MATHÉMATIQUES CAO, AINSI QUE LA COMMUNICATION DE TOUT CONTENU À AUTRUI, SANS AUTORISATION EXPRESSE EST INTERDITE.

		DATE
DR	K.ANJANEYULU	18MR19
APVD1	R.ASHOK	18MR19
APVD2	S.CHARVET	18MR19
APVD3	F.DEMOMENT	18MR19
APVD4		
APVD5		

SUBSTANCES OF CONCERN AND RECYCLED CONTENT PER APTIV 10949001
MATIERES PROSCRITES ET CONTENU RECYCLABLE SELON APTIV 10949001

MATERIAL: SEE CHART

DRAWING NAME: B10 WIRE PREPARATION

DRAWING NUMBER: 35169865

SIZE	SCALE	FRAME NO	SHEET NO	STG	REV	N/P
A1	2:1	1 OF 1	3 OF 3	R	02	AB

CONTROLLED DOCUMENTS ARE ONLY AVAILABLE ON THE SERVER
User: czq8rz
Part: 35169865-INS01-S03/02 Date: 23-juil.-20 Time: 17:43:08
czq8rz,07232020,17:43,197pass,cus