

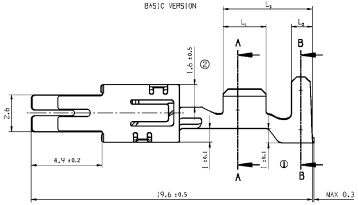
TERMINALS WOUND AS SHOWN
LIEFERZUSTAND SPULRICHTUNG

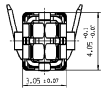
L_1	L_2	L_3	H_2 ±0.2	H_1 ±0.2	B_2 ±0.2	B_1 ±0.2	CROSS SECTION QUERSCH.
6.0	1.5	2.5	4.6	2.3	5.25	2.1	0.35 - 0.50
6.25	1.5	3.0	4.6	2.8	5.25	2.65	0.75 - 1.00
6.25	1.5	3.25	4.6	3.0	5.25	2.8	1.50
6.25	1.5	3.25	4.6	3.0	5.25	3.0	1.50 - 2.50
6.25	1.5	3.25	4.6	3.0	5.25	3.0	2.50

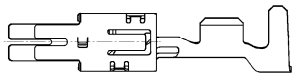
VERSION	CONTACT PLATING OBERFLÄCHE	CABLE TYPE LEITUNGSTYP	CROSS SECTION QUERSCH.	ASSEMBLY PART-NO. ZUSAMMENBAU	PART REV	DATE DATUM	MASS MASSE (G)
BASIC	SN	FLRY	0.35 - 0.50	1534659	01	02MY04	0.38
		FLRY	0.75 - 1.00	1534660	01	02MY15	0.38
		FLRY	0.75 - 1.00	1534661	01	02MY04	0.40
		FLRY	1.50	1362976	01	17AP07	0.41
		FLRY	1.50 - 2.50	1534662	01	02MY04	0.41
		FLRY	2.50	1550146	01	06MR13	0.41
	SN HT	FLRY	0.35 - 0.50	1549309	01	02MY04	0.38
		FLRY	0.75 - 1.00	1549306	01	02MY04	0.40
		FLRY	1.50	1362978	01	17AP07	0.41
		FLRY	1.50 - 2.50	1549306	01	02MY04	0.41
	AU	FLRY	0.35 - 0.50	1542698	02	02DC15	0.38
		FLRY	0.35 - 0.50	3310163	01	02DE15	0.38
		FLRY	0.75 - 1.00	1542699	02	02DC15	0.40
		FLRY	1.50	1362976	02	02DC15	0.41
	AG	FLRY	1.50 - 2.50	1542700	02	02DC15	0.41
		FLRY	0.75 - 1.00	1367977	01	11JA08	0.38
		FLRY	0.75 - 1.00	1367979	01	11JA08	0.40
		FLRY	1.50 - 2.50	1367981	01	11JA08	0.43
		FLRY	2.50	1515358?	01	22NO17	0.43
ACTIVE SECONDARY LOCKING	SN	FLRY	0.35 - 0.50	1360165	01	06SE06	0.38
		FLRY	0.75 - 1.00	1360166	01	06SE06	0.40
		FLRY	1.50 - 2.50	1360167	01	06SE06	0.41
	SN HT	FLRY	0.35 - 0.50	1360171	01	06SE06	0.38
		FLRY	0.75 - 1.00	1360172	01	06SE06	0.40
		FLRY	1.50 - 2.50	1360173	01	06SE06	0.41
	AU	FLRY	0.35 - 0.50	1360168	02	02DC15	0.38
		FLRY	0.35 - 0.50	3310166	01	02DE15	0.38
		FLRY	0.75 - 1.00	1360169	02	02DC15	0.40
		FLRY	1.50 - 2.50	1360170	02	02DC15	0.41

ACTIVE SECONDARY LOCK VERSION
MISSING DIMENSIONS SEE BASIC VERSION
FEHLENDE MASSE SIEHE BASISVERSION

DATE	STATUS	TYPE	ZONE	REVISION HISTORY	AUTH	DR	APVD 1	APVD 2
02NO04	R	01		INITIAL RELEASE / FREIGABE		SACH	CVISA	MDIAZ
06JN06	R	01	KA			SACH	CVISA	A.MISCHKE
06ST06	U	01	KB	PART NR./ TEILE NR.: 1550146 - 1550170 ADDED FIELD		SACH	CVISA	
17AP07	U	01	KC	PART NR./ TEILE NR.: 1367976 / 1367977 ADDED FIELD		SACH	CVISA	
14SE07	U	01	KD	HOUSING REVISED (SEE SHEET 2) (GEHÄUSE WURDE GEÄNDERT (SIEHE BLATT 2))		FRHM	CVISA	
11JA08	R	02	--	E4	PART NR./ TEILE NR.: 1367977, 1367979, 1367981 ADDED FIELD		FRHM	CVISA	M.SCHMIDT
29FE08	R	02	KA	H14 F16	DUAL BASE LOADS INS 1MM LOADS DUAL BASE LOADS INSERTION FORCE		FRHM	CVISA	M.SCHMIDT
06MR13	R	03			ITEM 14 ADDED / HINZU		FRI	QUT	
28APR	R	04		WR	ADDED / HINZU		FRI	QUT	
02DC15	R	05		L4	CHANGED - TOOL / WERKZEUG CHANGE - TO PART NO. 12 BIS PAR 14		FRI	QUT	
07DE15	R	06		K-L4	ADDED / HINZU		FRI	QUT	
22NO17	R	07			REVISED / HINZU		KJOHN	MDIAZ	SYS

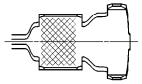


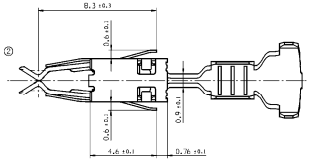


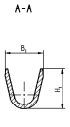


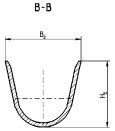


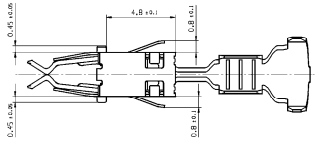
ONLY PART-NR.
NUR TEILE NR.
1550146 AND / UND 1515358?

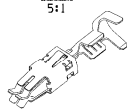












REMARKS:
- CRIMPMANUFACTURING PARAMETERS AND TOOLING ACCORDING DELPHI SPECIFICATION
- CRIMPDIMENSION TO FIT CABLE TYPE FLR
- SINGLE WIRE SEALS TO BE USED:
  0.35 - 1.00 MM² : 15327860
  1.00 - 2.00 MM² : 15327861
  2.50 MM² : 15327859
- SLEEVE MATERIAL X10CRNI18B, SAE J01, DIN EN 105
- BASE PART MATERIAL CUNI3SI1MG: RM 690MPA
- NOT FOR FUTURE APPLIANCES

BEMERKUNGEN:
- CRIMPVERARBEITUNGSPARAMETER UND -WERKZEUGE ENTSPRECHEND DELPHI SPEZIFIKATION
- CRIMPABMESSUNGEN FÜER LEITUNG TYP FLR
- ZU VERWENDENDE EINZELLEITERDICHTUNGEN
  0,35 - 1.00 MM² : 15327860
  1.00 - 2.00 MM² : 15327861
  2.50 MM² : 15327859
- UEBERFEDER MATERIAL X10CRNI18B, SAE J01, DIN EN 105
- GRUNDKOERPER MATERIAL CUNI3SI1MG: RM 690MPA
- NICHT FUER NEUANWENDUNGEN

KEY PRODUCT CHARACTERISTICS			
SAFETY/COMPLIANCE	FIT/FUNCTION	TOTAL QTY DRAWING	0
S/C CHECKPOINTS	F/F CHECKPOINTS	LAST NO. USED	0
NO & TYPE	DESCRIPTION	RATIONALE	PTS ZONE

DELPHI DELPHI DEUTSCHLAND GMBH

COPYRIGHT 2004 DELPHI CORPORATION AND/OR ITS AFFILIATES.
ALL RIGHTS RESERVED.
PRINTED IN GERMANY
THIS DRAWING IS THE PROPERTY OF DELPHI CORPORATION
AND IS LOANED SUBJECT TO AGREEMENT BY RECIPIENT
TO KEEP ITS CONTENTS CONFIDENTIAL AND NOT TO COPY
OR REPRODUCE OR DISCLOSE IT OR USE IT FOR ANY
PURPOSE EXCEPT UNDER WRITTEN AUTHORIZATION.
DIESE ZEICHNUNG IST EIGENTUM DER FIRMA DELPHI UND DARF NUR MIT
SCHRIFTLICHER GENEHMIGUNG DER BESITZER DIESE ZEICHNUNG
NUTZEN, KOPIEREN ODER WEITERGEBEN. DIE ZEICHNUNG IST
NACH GEBRAUCH ODER AUF BESONDERE AUFFORDERUNG AN DIE
BESITZERGESELLSCHAFT ZURÜCK ZU SENDEN.

	DATE
DR M.SACH	02NO04
APVD C.VISA	02NO04
APVD A.MITCHALSKI	02NO04
APVD	
APVD	
APVD	

SUBSTANCES OF CONCERN (IF REQUIRED, CONTACT PDT DELPHI CORPORATION REPRESENTATIVE FOR MORE INFORMATION)
SCHEDULE (STATUS) (APVD)

MATERIAL: SEE CHART/ SIEHE TABELLE

DRAWING NAME
ACTIVE TERMINAL SYSTEM 280
FEMALE SEALED

ATS 280
STECKHUELSE/ EINZELADERGEDICHTET

DRAWING NUMBER
1534653

SIZE	SCALE	PAGE NO	SHEET SI	TYPE	REV	REP
A0	10:1	1 OF 1	1 OF 1	R	07	

SCALE/MASSSTAB 1:1
WEIGHT/GEWICHT

SCALE/MASSSTAB 5:1

PART OF PART DRAWING
WEIGHT (GR)
VOLUME (CM³)
POSITION
STEP CODE D
UNLESS OTHERWISE SPECIFIED

GENERAL TOLERANCES ACCORDING TO:
SEE CHART/ SIEHE TABELLE

ISO 1101

REFERENCE
FIRST ANGLE PROJECTION

DO NOT SCALE
USE MATH DATA

R 0.1 MAX
R 0.2 MAX
SHARP CORNER TOLERANCE

DIMENSIONAL RANGE (MM)	SHORT D
FROM	0 3-12
TO	
TOLERANCE UNLESS OTHERWISE SPECIFIED	±0.2
ANGULAR TOLERANCE ±2°	

FIRST ANGLE PROJECTION

THIS DRAWING THROUGH A PART NUMBER CONTROLLED BY PDM SYSTEM MAY NOT BE MANUALLY REVISED.
PART NUMBER TEXT DO NOT HAVE A DASH, PREFIX OR SUFFIX. PHYSICAL PARTS ARE AVAILABLE ONLY.
CONTACT DELPHI SALES TO ENSURE AVAILABILITY OF PARTS.
KEY ITEMS ARE DESIGNATED WITH THE SYMBOL. THESE CHARACTERISTICS MUST BE VERIFIED BEFORE SHIPMENT AND MANUALLY REVISED ONLY.
PARTS OR SIGNS LINE DIGITAL VERSCHIEDENEN DAS TEILE ZUR BESTELLUNG VERWENDEN SIND.
FÜER VORLIEGENDE ZEICHNUNG DIE TEILE NUMMER VON DELPHI NICHT VERÄNDERN.

THIS DRAWING AND ALL INFORMATION CONTAINED THEREIN IS THE PROPERTY OF DELPHI AND IS LOANED IN CONFIDENCE AND MUST NOT BE COPIED OR REPRODUCED IN WHOLE OR IN PART, OR USED FOR MANUFACTURE OR SALE, OR DISCLOSED TO OTHERS WITHOUT WRITTEN AUTHORIZATION FROM DELPHI.
DIESE ZEICHNUNG IST EIGENTUM DER FIRMA DELPHI UND DARF NUR MIT SCHRIFTLICHER GENEHMIGUNG DER BESITZER DIESE ZEICHNUNG NUTZEN, KOPIEREN ODER WEITERGEBEN. DIE ZEICHNUNG IST NACH GEBRAUCH ODER AUF BESONDERE AUFFORDERUNG AN DIE BESITZERGESELLSCHAFT ZURÜCK ZU SENDEN.