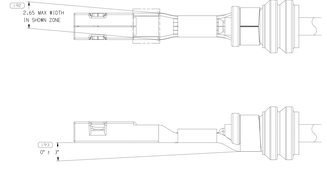

TERMINAL, CABLE ALIGNMENT VIEWS
SCALE 1:1

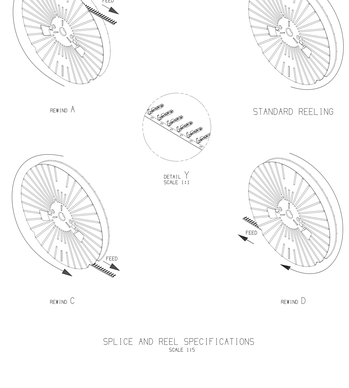

SPLICE AND REEL SPECIFICATIONS
SCALE 1:5

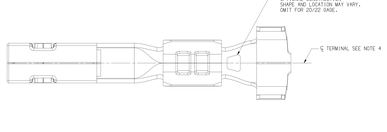

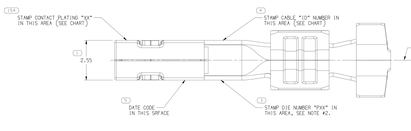

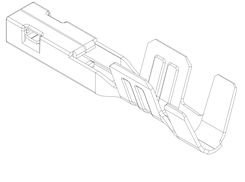

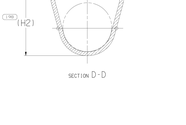

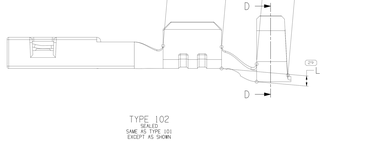

TYPE 102
SEALED
SAME AS TYPE 101
EXCEPT AS SHOWN

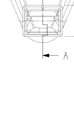

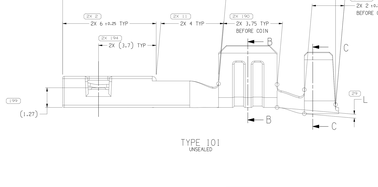

TYPE 101
UNSEALED

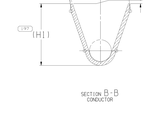

SECTION B-B
CONDUCTOR

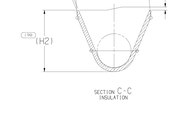

SECTION C-C
INSULATION

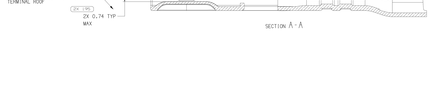

SECTION A-A

SYMBOL DEFINITION		
A DIMENSION WITHOUT AN INSPECTION REPORT SYMBOL (*) DOES NOT REQUIRE INSPECTION. IT MAY BE CONTROLLED BY THE INDIVIDUAL COMPONENT DRAWING.	TOTAL NO. OF INSPECTIONS REQUIRED	45
	LAST NO. USED	199

MISSING SYMBOLS
7, 9-10, 12-23, 25-28, 30-32, 34, 37-38, 40-46, 47-53, 55-160, 162-189, 196

REV STATUS				REVISION HISTORY	AUTH	DR	DT	CHK	DT
22MF02	R	00	-	INITIAL DRAWING RELEASED	MA	KDE	29JUL		
22MF11	R	02	-	1552150*,1552529,1552531,1556954AI AND 1556959 - RELEASED; ALL PARTS - UPDATED WW; PNTSE UP DWG TO REV E AND ADDED INSPECTION SYMBOLS/BALLOONS	RD	LYM	03JC	JM	24JAN
08JA14	R	03	-	1351735 - RELEASED	KZ	LJJ	03DEC	DJ	MB
28APJ4	R	04	-	ALL PARTS - ADDED LABEL ON CABLE SEAL, GRIP VIEW, METRIC WIRE RANGE, CONDUCTOR SIZE, CHANGED CABLE SEAL TO CABLE AND REMOVED CHARTED CABLE SEAL ON DWG; 1552150,1556954AI,1351735 - AWG WIRE GAGE AND 22/24	KZ	LYM	03JC	JM	CAM
30JAC4	R	05	-	1554805B - RELEASED	KZ	KRD	JAN	AJ	MAN
10DC01	R	06	-	1552150*,1556954,1351735 - AWG WIRE GAGE AND 22/24 ON DWG; 1556954 - UPDATED PART AVAILABILITY	KZ	LJJ	26FEB	DJ	DJ/DG
17DEC5	R	07	-	1556954 - UPDATED PART AVAILABILITY.	KZ	LJJ	05JAN	AG	BC
19MF06	R	08	-	1533793,1533794,1533795 - RELEASED	KZ	PJG	24JUL	AG	BC
25APJ6	R	09	-	1533795 - CORRECTED PLATED PARTIALLY NOTIFIED PN WAS 1533794	KZ	PJT	03DEC	DJ	BC
06APJ7	R	10	-	ALL PARTS - REDRAWN, ADDED "TERMINAL, CABLE ALIGNMENT VIEWS", ADDED ALL SPECIFICATIONS TYPE, REVISED ALL NOTES AND CHART CALLOUT	KZ	LJJ	MF	MF	JJG
06DEJ8	R	11	-	1556954AI - CORRECTED PART AVAILABILITY	KZ	PJG	JAN	AJ	JJG
22DC08	R	12	-	1,367077a,1552152,2X & 1533793 - UPDATED PDM ATTRIBUTES	KZ	LJJ	MAY	MY	JJG
09DE20	R	13	-	1554805B-E,1533793 - UPDATED PART AVAILABILITY	KZ	SJS	JUL	JA	JJG

54001837	-	-	-	-	102	SEALED	-	-	-	-	-	IV	III	II	AU	05	-	-	18	3	4.7	2.98	4.22	0.85	18.0	8	6.70	10.20	1357699
54001428	-	-	-	-	102	SEALED	-	-	-	-	-	IV	III	II	AU	05	-	-	14	3.8	5.7	-	-	1.05	18.0	8	8.90	11.90	1357699
54001826	-	1554889*	01	AB	102	SEALED	-	-	-	-	-	II	-	II	SN	2	-	-	18	3	4.7	2.98	4.22	0.85	18.0	8	6.70	10.20	1357699
54001412	-	1554802Q	01	AA	102	SEALED	-	-	-	-	-	II	-	II	SN	2	-	-	14	3.8	5.7	-	-	1.05	18.0	8	8.90	11.90	1357699
54002026	E	33137P7D	01	AB	102	SEALED	0.254	METAL COPPER ALLOY EXTRA HARD SELECTIVE GOLD	0.203	METAL HIGH PERF COPPER ALLOY XHM OVERALL NICKEL	IV	III	II	AU	05	-	-	22	2.6	4.3	2.35	3.61	0.75	18.0	8	5.35	8.90	1357699
54002214	E	33137P33	01	AC	102	SEALED	0.254	METAL COPPER ALLOY EXTRA HARD OVERALL WATTE TIN	0.203	METAL HIGH PERF COPPER ALLOY XHM	II	I	II	SN	2	-	-	22	2.6	4.3	2.35	3.61	0.75	18.0	8	5.35	8.90	1357699
54001462	E	1554968GL	01	AA	101	UNSEALED	0.254	METAL COPPER ALLOY EXTRA HARD SELECTIVE GOLD	0.203	METAL HIGH PERF COPPER ALLOY XHM OVERALL NICKEL	IV	III	II	AU	05	1.5 - 2.5	1.9 - 3	14	3.8	4.7	-	3.61	0.4	17.5	7.5	6.90	9.40	-
54001414	E	15521507	01	AC	101	UNSEALED	0.254	METAL COPPER ALLOY EXTRA HARD OVERALL WATTE TIN	0.203	METAL HIGH PERF COPPER ALLOY XHM	II	I	II	SN	2	1.5 - 2.5	1.9 - 3	14	3.8	4.7	-	3.61	0.4	17.5	7.5	6.90	9.40	-
54001823	E	1367077D	01	AC	101	UNSEALED	0.254	METAL COPPER ALLOY EXTRA HARD OVERALL WATTE TIN	0.203	METAL HIGH PERF COPPER ALLOY XHM	II	I	II	SN	2	0.75 - 1.25	1.2? - 2.4	18	3	3.8	2.98	-	0.4	17.5	7.5	6.70	7.50	-
54002215	E	15521509	01	AD	101	UNSEALED	0.254	METAL COPPER ALLOY EXTRA HARD OVERALL WATTE TIN	0.203	METAL HIGH PERF COPPER ALLOY XHM	II	I	II	SN	2	0.75 - 0.5	1.2? -1.6	22	2.6	3	2.34	2.83	0.4	17.5	7.5	5.35	-	-
54001831	E	1356873J	01	AD	101	UNSEALED	0.254	METAL COPPER ALLOY EXTRA HARD SELECTIVE GOLD	0.203	METAL HIGH PERF COPPER ALLOY XHM OVERALL NICKEL	IV	III	II	AU	05	0.75 - 1.25	1.2? - 2.4	18	3	3.8	2.98	-	0.4	17.5	7.5	6.70	7.50	-
54001818RE	E	15521511	01	AB	101	UNSEALED	0.254	1356873J	0.203		IV	III	II	AU	05	0.75 - 1.25	1.2? - 2.4	18	3	3.8	2.98	-	0.4	17.5	7.5	6.70	7.50	-
54002202	E	15504561	01	AE	101	UNSEALED	0.254	METAL COPPER ALLOY EXTRA HARD SELECTIVE GOLD	0.203	METAL HIGH PERF COPPER ALLOY XHM OVERALL NICKEL	IV	III	II	AU	05	0.35-0.5	1.2?-1.6	22	2.6	3	2.34	2.83	0.4	17.5	7.5	5.35	-	-
54002205RMA	E	33137J85	01	AC	101	UNSEALED	0.254	1556956L	0.203		IV	III	II	AU	05	0.35-0.5	1.2?-1.6	22	2.6	3	2.34	2.83	0.4	17.5	7.5	5.35	-	-
PART NUMBER	REV	PART NUMBER	REV	N/P	TYPE	SEALING	TERMINAL BODY PLATING THICKNESS	BASE MAT'L SPEC	SPRING PLATING TYPE	CONTACT PLATING TYPE	CRIMP PLATING TYPE	CONTACT PLATING	CONTACT PLATING 1.0+	SIZE (MM²)	DIA	CABLE I.D.	$A_{\pm .25}$	$B_{\pm .25}$	(H1)	(H2)	L	(V)	(W)	CORE WIND BLANK	INSULATION WIND BLANK	TYPICAL CABLE SEAL
		BASE					SPRING	SPRING MAT'L SPEC																	
WKL								APTIV																	

DRAWING NUMBER			
1394987			
SIZE	CODE IDENT NO.	SHEET	REV
A1a4	1511	1 OF 2	1 OF 3

NOTES

1. UNLESS OTHERWISE SPECIFIED AND/OR INDICATED:

   DIMENSIONS ARE TO FACE OF VIEW SHOWN AND AUTOMATICALLY ROUNDED BY COMPUTER FOR INSPECTION (SEE MATH MODEL FOR PRECISE DIMENSIONS). FOR ALL OTHER DIMENSIONS NOT SHOWN BUT REQUIRED FOR TOOL BUILD, SEE MATH MODEL FOR PRECISE TOOL PATH DATA. ALL RADII 0.2

2. "PXX" INDICATES "P" PLUS LAST TWO DIGITS OF MAKE DIE SERIES NUMBER (PO1, PO2, PO3, ETC).

3. (!)(X)(!) CORPORATE BRAND STAMP TO BE LOCATED ON THIS EXTERIOR SURFACE, VISIBLE AT FINAL ASSEMBLY. OPTIONAL CONSTRUCTION FOR EXISTING TOOLING MAY BE "PROP OR "FLT" LOGO.

4. TERMINAL SYMMETRICAL ABOUT CENTERLINE EXCEPT AS SHOWN.

5. RECOMMENDED MATING BLADE THICKNESS PER USCAR-STANDARD EWCAP-001

6. AFTER MANUFACTURE, DO NOT PROBE, TEST, OR OTHERWISE CONTACT THE INTERIOR REGION (THE SPRING OR ANY MOVING PART) OF THIS TERMINAL, SEVERE DAMAGE CAN OCCUR, COMPROMISING THE PERFORMANCE OF THE ELECTRICAL INTERFACE.

7. PLATING TYPE:

   I. MATTE TIN 1.27 - 2.54 MICROMETERS THICK
   II. MATTE TIN 0.75 - 1.25 MICROMETERS THICK
   III. GOLD FLASH OVER 0.75 - 1.25 MICROMETERS MINIMUM OVER NICKEL UNDERPLATE
   IV. 0.2-0.4 MICROMETERS THICK
   V. SULFAMATE DUCTILE NICKEL 1.27 - 2.54 MICROMETERS THICK

   PLATING TYPE INFORMATION SHOWN ABOVE IS REFERENCE ONLY. PLATING REQUIREMENTS ARE CONTAINED IN APPLICABLE MATERIAL SPECIFICATION.

THIS DRAWING IS THE PROPERTY OF APTIV. ANY REPRODUCTION OR DISTRIBUTION OF THIS DOCUMENT OR DISCLOSURE OF ITS CONTENTS WITHOUT THE EXPRESS WRITTEN CONSENT OF APTIV IS PROHIBITED. IF THIS DOCUMENT IS RECEIVED BY ANY PARTY NOT HAVING A CURRENT WRITTEN AGREEMENT WITH APTIV, THE INFORMATION DISCLOSED HEREIN MUST BE KEPT CONFIDENTIAL. THIS DOCUMENT MUST BE RETURNED UPON REQUEST.

DO NOT SCALE DRAWING	
DIMENSIONS ENCLOSED IN () REFERENCE ONLY. DIMENSIONS WITHOUT TOLERANCE ARE NOMINAL.	
DIMENSIONAL TOLERANCE UNLESS OTHERWISE SPECIFIED	
ANGULAR: MACH ± 0.5° BEND ± 2°	
LINEAR: .XX ± 0.25 .XXX ± 0.127	
MATERIAL TOLERANCE: ±10%	

THIRD ANGLE PROJECTION

DO NOT SCALE DRAWING

CAGE CODE 1KFX

PART DRAWING	
DRAWN BY	DATE
DRAWN CHKD	DATE CHKD
UNLESS OTHERWISE SPECIFIED	
DRAWN A. KALTIGRA	27SEP14
APPV'D D. DERA	27SEP14
APPV'D J. ROTOVALA	27SEP14
SIZE	DRAWING
A	1357699
SCALE	CONTRACT OF CREATION AND REFERENCE CONTROL FOR APTIV (STANDARD)
SEE CHART	
DRAWING NAME	
TAXI ASM TERM F 1.5	
DRAWING NUMBER	
1394987	
SIZE	CODE IDENT NO.	SHEET	REV
A1a4	1511	1 OF 2	1 OF 3

ALL DIMENSIONS ARE IN MILLIMETERS

APTIV
CONNECTION SYSTEMS
BOSTON, MA

COPYRIGHT 2012 APTIV. ALL RIGHTS RESERVED.

1394987