SYMBOL DEFINITION		
A DIMENSION WITHOUT AN INSPECTION REPORT SYMBOL (□) DOES NOT REQUIRE INSPECTION. IT MAY BE CONTROLLED ON THE INDIVIDUAL COMPONENT DRAWING.	TOTAL NO OF INSPECTIONS REQUIRED	25
	LAST NO. USED	14

MISSING SYMBOLS
NO MISSING SYMBOL NUMBER

DWG STATUS DATE	STA	REC	N/P	DIB	ZONE	REVISION HISTORY	AUTH	DR	APVD 1	APVD 2
27DC14	R	31	-	-		ALL PARTS - RELEASED PART DRAWING	428277	JVR	JAL	JPV
02DE14	R	32	-	-		ALL PARTS - UPDATED CONN AND SLC	428279	CGD	CGD	JPV
08FE17	R	33	-	-		ALL PARTS - UPDATED PART AVAILABILITY	435670	ABH	DJS	DJS
18SE17	R	34	-	-		33156625 A 33156627 - OBSOLETE AND ADDED REPLACED BY (SEE CHART ON CHART) 35129604-05 - RELEASED	437736	CGD	CGD	DJS
29APR18	R	35	-	-		35129604-05 - UPDATED PART AVAILABILITY	439347	AVJ	JAR	DJS

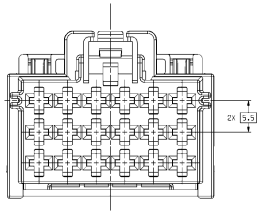

TYPE 102
SAME AS TYPE 101
EXCEPT AS SHOWN

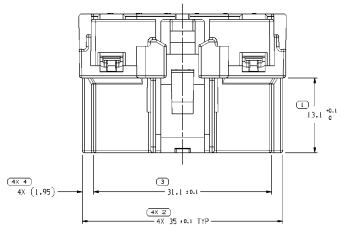

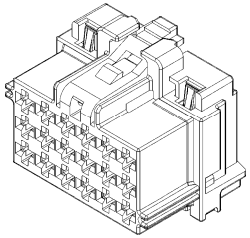

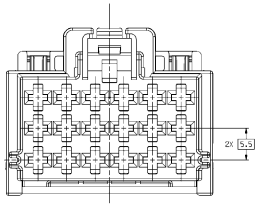

TYPE 103
SAME AS TYPE 101
EXCEPT AS SHOWN

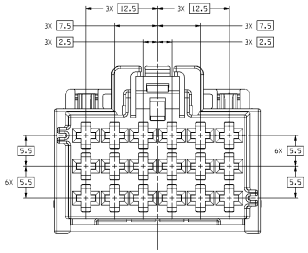

TYPE 101

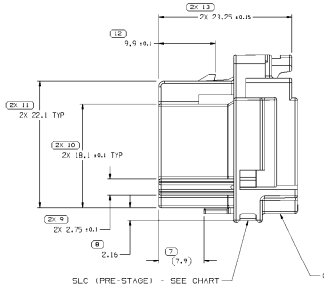

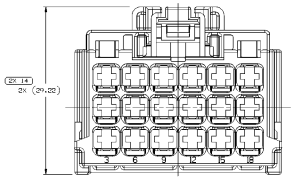

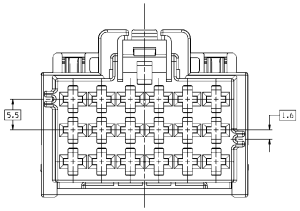

TYPE 104
SAME AS TYPE 101
EXCEPT AS SHOWN

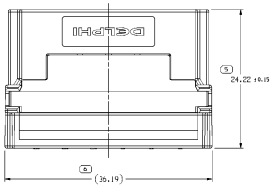

NOTES

1. UNLESS OTHERWISE SPECIFIED AND/OR INDICATED:

   DIMENSIONS ARE TO FACE OF VIEW SHOWN AND AUTOMATICALLY ROUNDED BY COMPUTER FOR INSPECTION (SEE MATH MODEL FOR PRECISE DIMENSIONS). FOR ALL OTHER DIMENSIONS NOT SHOWN BUT REQUIRED FOR TOOL BUILD, SEE MATH MODEL FOR PRECISE TOOL PATH DATA.

2. SEALING CODE 0 - UNSEALED

3. THIS PRODUCT IS NOT CATEGORIZED AS AN APPEARANCE ITEM. MINOR IMPERFECTIONS INCLUDING, BUT NOT LIMITED TO, FLOW MARKS, COLOR BLEMISHES, GATE VESTIGE, AND SOFT FLASH THAT DO NOT AFFECT THE FIT, FORM, OR FUNCTION OF THE PART ARE PERMISSIBLE PER EANP_4-3_CS_01_EN.

4. FOR APPLICATION DATA SEE THE INDIVIDUAL APPLICATION DRAWINGS.

PART NO	REV	N/P	TYPE	CONNECTOR	SLC	REPLACED BY
35129605	01	AA	102	35129603	33127554	-
35129604	01	AA	101	35129602	33127554	-
33156623	02	AA	104	33127547	33127554	-
33156624	02	AA	103	33127546	33127554	-
33156625	02	AB	102	33127545	33127554	35129605
33156622	02	AB	101	33127544	33127554	35129604

(N/A) PROCESS INSPECTION STANDARDS
REFERENCE
STANDARDS INCLUDED IN I.E. INDUSTRY STANDARD PRACTICE, ASTM, ISO OR TS/AMCHE LISTS OR DETAILS.

STANDARD DIMENSIONAL TOLERANCE (MM)										
FROM	> 0	> 30	> 6	> 10	> 100	> 150	> 200	> 250	> 300	
TO	30	6	10	100	150	200	250	300	400	
TOLERANCE	±0.25	±0.5	±0.75	±1	±1.5	±2	±2.5	±3	±4	±1%

SCALE: NONE
DELPHI PACKARD ELECTRIC SYSTEMS

THIRD ANGLE PROJECTION

DO NOT SCALE DRAWING

USE MATH DATA

NX

ALL DIMENSIONS ARE IN MILLIMETERS

A THIS DRAWING REPRESENTS A PART NUMBER WHICH MAY PHYSICAL PARTS ARE NOT AVAILABLE FOR ORDERING.

PART NUMBERS THAT DO NOT HAVE A LINE PRESENT INDICATE THAT PHYSICAL PARTS ARE AVAILABLE FOR ORDERING.

CONTACT DELPHI SALES TO ASSURE AVAILABILITY OF PARTS.

DWG TYPE: PART DRAWING

STYLE

RELEASE DATE | SCALE: NONE

UNLESS OTHERWISE SPECIFIED

THIS DRAWING IS IN ACCORDANCE WITH ISO/IEC 17.50 (FRM 1.2) AND ISO/IEC 17.50 (FRM 1.3) AND ISO/IEC 17.50 (FRM 1.4) TELEPHONE MEASUREMENT, DIMENSIONS, TOLERANCES, FEATURES OF FEATURES NOT BY SHOWN IMPRINTED PRODUCTION OF DATUM REFERENCES.

DELPHI

DELPHI PACKARD ELECTRICAL/ELECTRONIC ARCHITECTURE

WARNING:
THIS DRAWING IS SUBJECT TO ATTACHED LEGAL DISCLAIMER.

COPYRIGHT 2014 DELPHI AUTOMOTIVE LLP
ALL RIGHTS RESERVED.
THIS DRAWING IS THE PROPERTY OF DELPHI CORPORATION AND CONTAINS DETAILED CONFIDENTIAL INFORMATION. THIS DRAWING MUST NOT BE REPRODUCED OR DISCLOSED TO OTHERS OR USED FOR ANY PURPOSE OTHER THAN WITH DELPHI, IN WHOLE OR REPRODUCTION OF ANY DRAWING TO OTHERS WITHOUT EXPRESS AUTHORIZATION, IS PROHIBITED.

		DATE
DR		
APVD1	JOSE VILLEGAS	27DC14
APVD2	J. UTILANI	27DC14
APVD3	JOSE RAUL VENEGAS	27DC14
APVD4		
APVD5		

SUBSTANCES OF CONCERN AND RECYCLED
COPYSIZE FOR DELPHI (REVISED)

MATERIAL
SEE CHART

DRAWING TITLE
TAXI ASM CONN 18 F CTS 280

DRAWING NUMBER: 33202050

SIZE	SCALE	FRAME NO	SHEET NO	QTY	REV	NOP
A0	41	1 OF 1	1 OF 1	1	R 05	-