KEY PRODUCT CHARACTERISTICS			
SAFETY/COMPLIANCE	FIT/FUNCTION	TOTAL ON DRAWING	0
S/C CHECKPOINTS	F/F CHECKPOINTS	LAST NO. USED	0

NO & TYPE	DESCRIPTION	RATIONALE	PTS	ZONE

VERSION / VARIANTE	K ±0.05	RC	DV± 0.4	X_1	L_{gm}	L_1 ±0.3	L_2 ±0.2	L_3 ±0.2	C_2 ±0.05	C_1 ±0.05	R_3 ±0.1	R_2 ±0.1	R_1 ±0.1	H_4 ±0.1	H_2 ±0.2	H_1 ±0.2	B_3 ±0.1	B_2 ±0.2	B_1 ±0.2	MAT'THICKNESS BANDDICKE	SURFACE OBERFLAECHE	MATERIAL WERKSTOFF	STRENGHT N/MM² FESTIGKEIT	CABLE-TYPE LTG.-TYP	CROSS SECTION QUERSCH.	CAVITY NORMKAMMER	VERSION AUSFUEHR.	SEAL PART-NO. DICHTUNG	POS.	SINGLE / EINZELTEIL PART-NO.	ASSEMBLY / ZUSAMMENBAU PART-NO.	PART-REV	DATE DATUM
STANDARD INSERTION FORCE / NORMALE STECKKRAFT	0.3	0.72	2.6	0.8	19.8	6.6	2.1	3	11.3	7.5	.	1.6	1	.	4.7	3.45	.	4.6	3.1	0.25 ± 0.03	^Sn3	CuFe2	530-570	.	1.0-1.5	.	SEALED	- (5)	2	15432211	15432212	04	10JA11
																				0.15 ± 0.02	-	X10CrNi18 8	1500-1650						1	15432206			
	0.3	0.72	2.6	0.8	19.8	6.6	2.1	3	11.3	5.55	.	1.6	0.85	.	4.7	2.6	.	4.6	2.4	0.25 ± 0.03	^Sn3	CuFe2	530-570	.	0.5-1.0	.	SEALED	1523791810.5-0.75 / 1533941211,0	2	15432209	15432210	04	10JA11
																				0.15 ± 0.02	-	X10CrNi18 8	1500-1650						1	15432206			
	0.3	0.72	3.1	0.8	19.8	6.1	2.1	2.5	11.3	3.8	.	1.6	0.65	.	4.7	1.7	.	4.6	1.8	0.25 ± 0.03	^Sn3	CuFe2	530-570	.	0.22-0.35	.	SEALED	15327913	2	15432207	15432208	04	10JA11
																				0.15 ± 0.02	-	X10CrNi18 8	1500-1650						1	15432206			
	0.3	0.72	2.6	0.8	19.8	6.6	2.1	3	11.3	7.5	.	1.6	1	.	4.7	3.45	.	4.6	3.1	0.25 ± 0.03	sel. Au (1)	CuFe2	530-570	.	1.0-1.5	.	SEALED	- (5)	2	15493002	(2) 15493003	04	10JA11
																				0.15 ± 0.02	-	X10CrNi18 8	1500-1650						1	15432206			
	0.3	0.72	2.6	0.8	19.8	6.6	2.1	3	11.3	5.55	.	1.6	0.85	.	4.7	2.6	.	4.6	2.4	0.25 ± 0.03	sel. Au (1)	CuFe2	530-570	.	0.5-1.0	.	SEALED	1523791810.5-0.75 / 1533941211,0	2	15493000	(2) 15493001	04	10JA11
																				0.15 ± 0.02	-	X10CrNi18 8	1500-1650						1	15432206			
	0.3	0.72	3.1	0.8	19.8	6.1	2.1	2.5	11.3	3.8	.	1.6	0.65	.	4.7	1.7	.	4.6	1.8	0.25 ± 0.03	sel. Au (1)	CuFe2	530-570	.	0.22-0.35	.	SEALED	15327913	2	15492998	(2) 15492999	04	10JA11
																				0.15 ± 0.02	-	X10CrNi18 8	1500-1650						1	15432206			
	(7) 0.45	(7) 1,6	2,60	0.8	19.75	6.6	2.0	3.25	11.3	3.5	0.5	1.6	0.5	1.5	4.7	1.6	1.5	4.6	1.6	0.25 ± 0.03	sel. Au (1)	CuFe2	530-570	.	0.08-0.18	.	SEALED	33120594 (6AB)	2	13976304	(5) 13976369	02 (7)	19AU20
																				0.15 ± 0.02	-	X10CrNi18 8	1500-1650						1	15432206			
	0.3	0.72	2.6	0.8	19.8	6.6	2.1	3	11.3	7.5	.	1.6	1	.	4.7	3.45	.	4.6	3.1	0.25 ± 0.03	sel. Ag (2)	CuNi3Si1Mg	620-720	.	1.0-1.5	.	SEALED	- (5)	2	13626011	(4) 13626012	04	10JA11
																				0.15 ± 0.02		X10CrNi18 8	1500-1650						1	15432206			
	0.3	0.72	2.6	0.8	19.8	6.6	2.1	3	11.3	5.55	.	1.6	0.85	.	4.7	2.6	.	4.6	2.4	0.25 ± 0.03	sel. Ag (2)	CuNi3Si1Mg	620-720	.	0.5-1.0	.	SEALED	1523791810.5-0.75 / 1533941211,0	2	13611692	(4) 13611693	04	10JA11
																				0.15 ± 0.02		X10CrNi18 8	1500-1650						1	15432206			
	0.3	0.72	3.1	0.8	19.8	6.1	2.1	2.5	11.3	3.8	.	1.6	0.65	.	4.7	1.7	.	4.6	1.8	0.25 ± 0.03	sel. Ag (2)	CuNi3Si1Mg	620-720	.	0.22-0.35	.	SEALED	15327913	2	13626009	(4) 13626010	04	10JA11
																				0.15 ± 0.02		X10CrNi18 8	1500-1650						1	15432206			
	0.3	0.72	2,60	0.8	19.75	6.6	2.0	3.25	11.3	3.5	0.5	1.6	0.5	1.5	4.7	1.6	1.5	4.6	1.6	0.25 ± 0.03	sel. Ag (2)	CuNi3Si1Mg	620-720	.	0.08-0.18	.	SEALED	33120594 (6AB)	2	13976306	(5) 13976370	01	02AU12
																				0.15 ± 0.02	-	X10CrNi18 8	1500-1650						1	15432206			
	0.3	0.72	2.6	0.8	19.8	6.6	2.1	3	11.3	5.55	.	1.6	0.85	.	4.7	2.6	.	4.6	2.4	0.25 ± 0.03	^Sn3	CuNi1.5Si	580-650	.	0.5-1.0	.	SEALED	1523791810.5-0.75 / 1533941211,0	2	13740320	(5) 13740307	04	10JA11
																				0.15 ± 0.02	-	X10CrNi18 8	1500-1650						1	15432206			
	0.3	0.72	3.1	0.8	19.8	6.1	2.1	2.5	11.3	3.8	.	1.6	0.65	.	4.7	1.7	.	4.6	1.8	0.25 ± 0.03	^Sn3	CuNi1.5Si	580-650	.	0.22-0.35	.	SEALED	15327913	2	13740313	(5) 13740314	04	10JA11
																				0.15 ± 0.02		X10CrNi18 8	1500-1650						1	15432206			
	0.3	0.72	2,60	0.8	19.75	6.6	2.0	3.25	11.3	3.5	0.5	1.6	0.5	1.5	4.7	1.6	1.5	4.6	1.6	0.25 ± 0.03	^Sn3	CuFe2	530-570	.	0.08-0.18	.	SEALED	33120594 (6AB)	2	13819405	(5) 13819407	02	10JA11
																				0.15 ± 0.02	-	X10CrNi18 8	1500-1650						1	15432206			
REDUCED INSERTION FORCE / REDUZIERTE STECKKRAFT	0.45	0.72	2.6	0.8	19.8	6.6	2.1	3	11.3	7.5	.	1.6	1	.	4.7	3.45	.	4.6	3.1	0.25 ± 0.03	^Sn3	CuFe2	530-570	.	1.0-1.5	.	SEALED	-	2	35094899	(6) 35094902	01	18SE17
																				0.15 ± 0.02	-	X10CrNi18 8	1500-1650						1	35130151			
	0.45	0.72	2.6	0.8	19.8	6.6	2.1	3	11.3	5.55	.	1.6	0.85	.	4.7	2.6	.	4.6	2.4	0.25 ± 0.03	^Sn3	CuFe2	530-570	.	0.5-1.0	.	SEALED	1523791810.5-0.75 / 1533941211,0	2	35094906	(6) 35095783	01	18SE17
																				0.15 ± 0.02	-	X10CrNi18 8	1500-1650						1	35130151			
	0.45	0.72	3.1	0.8	19.8	6.1	2.1	2.5	11.3	3.8	.	1.6	0.65	.	4.7	1.7	.	4.6	1.8	0.25 ± 0.03	^Sn3	CuFe2	530-570	.	0.22-0.35	.	SEALED	15327913	2	35095781	(6) 35095782	01	18SE17
																				0.15 ± 0.02	-	X10CrNi18 8	1500-1650						1	35130151			

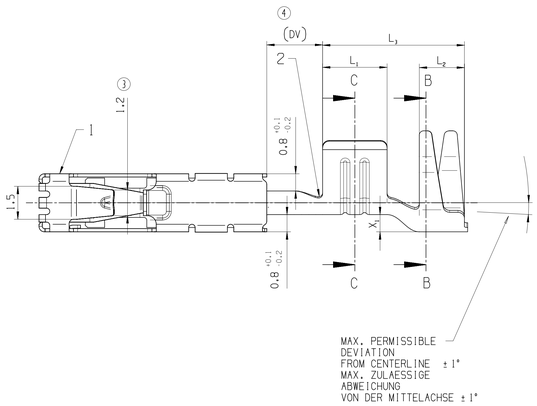

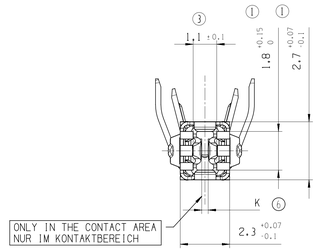

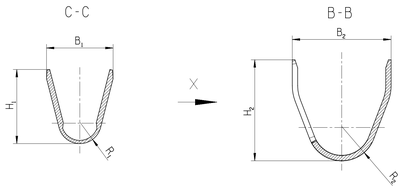

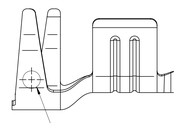

IDENTIFICATION MARK
COINED CIRCLE DIA 0,8mm
ONLY FOR PART NO.
35095782, 35095783, 35095902
KENNZEICHNUNG
RINGPRAEGUNG DURCHM. 0,8mm
NUR FUER TEILENR.
35095782, 35095783, 35095902

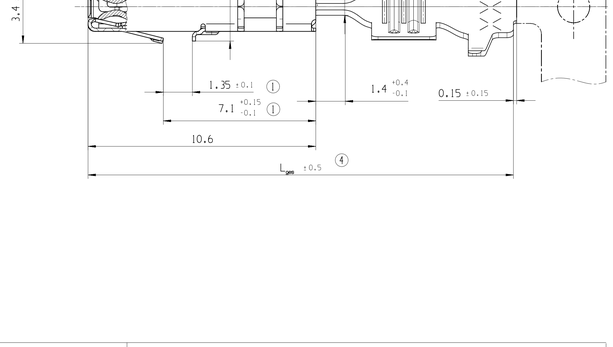

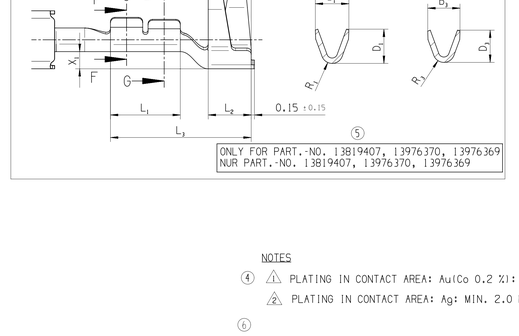

DETAIL / EINZELHEIT H

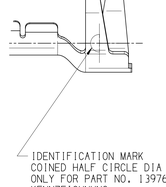

IDENTIFICATION MARK
COINED HALF CIRCLE DIA 0,8mm
ONLY FOR PART NO. 13976369
KENNZEICHNUNG
HALBMONDPRAEGUNG DURCHM. 0,8mm
NUR FUER TEILENR. 13976369

NOTES

(4) (1) PLATING IN CONTACT AREA: Au(Co 0.2 %): MIN. 1.0 MIKROM
(2) PLATING IN CONTACT AREA: Ag: MIN. 2.0 MIKROM

(6)

- CRIMP MANUFACTURING PARAMETERS AND TOOLING ACCORDING TO DELPHI-SPECIFICATION
- MAX. AXIAL MOVEMENT 0,1mm BETWEEN SLEEVE AND BODY TERMINAL

BEMERKUNG

(4) (1) OBERFLAECHE IM KONTAKTBEREICH: Au(Co 0.2 %): MIN. 1.0 MIKROM
(2) OBERFLAECHE IM KONTAKTBEREICH: Ag: MIN. 2.0 MIKROM

(6)

- CRIMPVERARBEITUNGSPARAMETER UND WERKZEUGE GEMAESS DELPHI-SPECIFICATION
- MAX. AXIALES SPIEL 0,1mm ZWISCHEN UEBERFEDER UND BASISTEIL

DIRECTION OF TERMINAL WINDING ON REEL
LIEFERZUSTAND DER SPULE

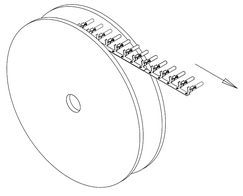

CRIMPING VIEW
ANSCHLAGBILD

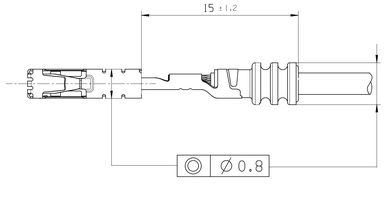

DWG STATUS DATE	STG	REV	N/P	CHG	ZONE	REVISION HISTORY 2	AUTH	DR	APVD 1	APVD 2
12JL05		03				SLEEVE REVISED UEBERFEDER GEAENDERT		WIRTH	CVASA	R.WIS.
12AU05		03	AA		G8	DIM. L1+/-0,1 WAS L1 +0.2 WASS L1+/-0,1 WAR L1 +0.2		WIRTH	CVASA	R.WIS.
		04			G4	PART NR. 13611693 ADDED PART NR. 13611693 HINZU				
					G4	PART NR. 13626012 / 13626010 ADDED PART NR. 13626012 / 13626010 HINZU				
			AA		C10	DIM (20+0.2-0.4) WAS (19.8) WASS(20+0.2-0.4) WAR (19.8)				
			AB		C10	DIM. 19.8 +/- 0.5 WAS (20 +0.2-0.4) WASS 19.8 +/- 0.5 WAR (20 +0.2-0.4)				
06FE07			AC		G10	DIM. (DV) WAS DV WASS (DV) WAR DV		WIRTH	CVASA	Z.RER.
18MR08		04	AD		A6/C4	NOTE PLATING ADDED BEMERKUNG OBERFLEACHE ZUGEFUEGT		WIRTH	CVASA	P.LES.
		05			G4	PART NR. 13740307 ADDED PART NR. 13740307 HINZU				
150C09					F4	PART NR. 13740314 ADDED PART NR. 13740314 HINZU		A.SEN.	WIRTH	SYS
					F4	PART NR. 13819407 ADDED PART NR. 13819407 HINZU				
16FE10					D4	VIEW FOR PART NR. 13819407 ADDED ANSICHT FUER PART NR. 13819407 HINZU		A.SEN.	WIRTH	SYS
			AA		H9	B2 DIM. 4.6 WAS 5.45 B2 WASS 4.6 WAR 5.45				
10JA11		05	AB		H3	PART-REV. AND DATE CHANGED PART-REV. UND DATUM GEAENDERT		WIRTH	R.GUT.	SYS
16FE12		05	AC		F12	DIM. 2.60 WAS 3.10 WASS 2.60 WAR 3.10		FRI	GUT	SYS
02AU12	R	05	AD		G4/C4	PART NR. 13976369, 13976370 ADDED PART NR. 13976369, 13976370 HINZU		PHI	WIRTH	
		05				NEW DRAWING FORMAT NEUES ZEICHNUNGSFORMAT		PHI	WIRTH	
16SE13		05	AE		M/L5	SEAL PART NR. 15470866 DELETED DICHTUNG PART NR. 15470866 ENTFAELLT		K.WIR	R.GUT.	SYS
18SE17	R	06		--	K4 D16 H4 C7	DPN 35095782, 35095783, 35094902 ADDED/HINZU DIM./WASS K+0.05 WAS/WAR 0.3±0.05 VIEW X ADDED / ANSICHT X HINZU NOTE "MAX. MATING FORCE ..." DELETED / BEMERKUNG "MAX. STECKKRAFT ..." ENTFERNT		P.SCH	K.WIR	SYS
13N017		06	AA		D15	NOTE „IDENTIFICATION HOLE ..." REMOVED / BEMERKUNG „KENNZEICHNUNGSLOCH ..." ENTFERNT		K.WIR	R.GUT.	SYS
06MR18	R	06	AB		L/W5	SEAL NO. 33120594 ADDED/HINZU		PHIL	R.GUT	SYS
26JN19		06	AC		M13	COLUMN ' VERSION / VARIANTE' ADDED / SPALTE ' VERSION / VARIANTE' HINZU		K.WIR	R.GUT	SYS
19AU20		07			E3 M12 L12 L12 L4	DETAIL H ADDED / EINZELHEIT H HINZU COLUMN DIM RC ADDED / SPALTE RC HINZU DIM X 0,45 WAS 0,3 / WASS X 0,45 WAR 0,3 DIM RC 1,6 WAS 0,72 / WAS RC 1,6 WAR 0,72 PART REV. WAS 01 / TEILE REV. WAR 01		K.WIR	M.POR	SYS

1:1

5:1

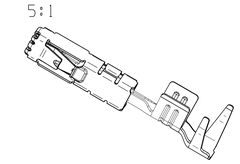

DWG TYP
CUSTOMER PART DRAWING
WEIGHT (GR)
VOLUME (CM³)
ROUTING
DISTR CODE D
UNLESS OTHERWISE SPECIFIED

GENERAL TOLERANCES ACCORDING TO: SEE CHART SIEHE TABELLE

GD&T ACCORDING TO: ISO 1101

DIM TO CHECK PRUEFMASSE
DIM FOR HELP HILFSMASSE
THEORETIC DIM THEORE. MASSE

A LINE DRAWN THROUGH A PART NUMBER INDICATES THAT PHYSICAL PARTS ARE NOT AVAILABLE FOR ORDERING.

PART-NUMBERS THAT DO NOT HAVE A LINE PRESENT INDICATE THAT PHYSICAL PARTS ARE AVAILABLE FOR ORDERING.

CONTACT APTIV SALES TO ASSURE AVAILABILITY OF PARTS.

MIT EINER LINE DURCHGESTRICHENE PART-NR GEKENNZEICHNET, DASS DIESE PART-NR NICHT BESTELLT WERDEN KANN

PART-NR OHNE LINE ZEIGEN, KENNZEICHNEN DAS TEILE ZUR BESTELLUNG VERFUEGBAR SIND

FUER VERFUEGBARKEIT DER PARTS DEN EINKAUF VON APTIV KONTAKTIEREN

R 0.1 MAX
R 0.2 MAX
SHARP CORNER TOLERANCE

REFERENCE

FIRST ANGLE PROJECTION

DO NOT SCALE
USE MATH DATA
NX

•APTIV•
CONNECTION SYSTEMS
D-42119 WUPPERTAL

COPYRIGHT 2004 APTIV, ALL RIGHTS RESERVED.
REVISED 2018
THIS DRAWING IS THE PROPERTY OF APTIV AND CONTAINS APTIV CONFIDENTIAL INFORMATION. THE REPRODUCTION, DISTRIBUTION AND UTILIZATION OF THIS DOCUMENT OR ITS RELATED CAD MATH DATA, AS WELL AS COMMUNICATION OF ANY CONTENT TO OTHERS, WITHOUT EXPRESS AUTHORIZATION, IS PROHIBITED.

DIESE ZEICHNUNG IST EIGENTUM DER DELPHI CORPORATION DIE REPRODUKTION, VERTEILUNG UND NUTZUNG DIESES DOKUMENTES ODER DEREN ZUGEHÖRIGEN CAD DATEN(ODER AUCH ALS KOMMUNIKATION VON BEUEBIGEN INHAIT ZU ANDEREN, IST OHNE BERECHTIGUNGSPRÜFUNG DURCH DIE DELPHI CORPORATION UNZULÄSSIG

		DATE
DR	WIRTH	100C03
APVD1	CVASA	07JN04
APVD2	R.WIS.	07JN04
APVD3		
APVD4		
APVD5		

SUBSTANCES OF CONCERN AND RECYCLED CONTENT PER APTIV 10949001
POTENTIELL GEFAEHRLICHE STOFFE UND RECYKLATANTEIL GEMAESS DELPHI 10949001

MATERIAL
SEE CHART
SIEHE TABELLE

DRAWING NAME
CTS 1.5 MM
COMPACT TERMINAL SYSTEM 1.5 ; SEALED

CTS 1.5 MM
COMPACT TERMINAL SYSTEM 1.5 ; GEDICHTET

DRAWING NUMBER
15432214

SIZE	SCALE	FRAME NO	SHEET NO	STG	REV	N/P
A0	10:1	1 OF 1	1 OF 1	R	07	AC

User: kpalif
Sheet: 1/1 CAD001.CV01 07/07
Date: 20-Aug-20 Time: 10:30:31