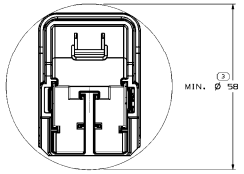
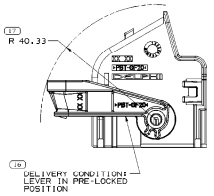
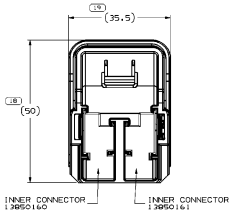
MOUNTING OPENING





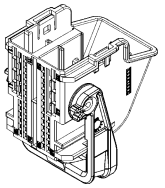


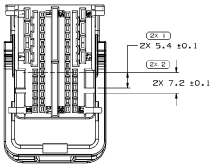
KIT VIEW
FULLY STAGED LEVER

SYMBOL DEFINITION		
A DIMENSION WITHOUT AN INSPECTION REPORT SYMBOL [] DOES NOT REQUIRE INSPECTION. IT MAY BE CONTROLLED ON THE INDIVIDUAL COMPONENT DRAWING.	TOTAL NO OF INSPECTIONS REQUIRED	247
	LAST NO. USED	47

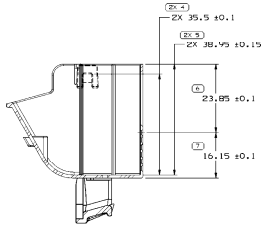
MISSING SYMBOLS
NO MISSING SYMBOL NUMBER

DWG STATUS DATE	STS	REC	N/P	DIB	ZONE	REVISION HISTORY	AUTH	DR	APVD/APVD 1	2
21MR13	R	01	-	-	-	13950164-05 - WERE ON SHEET 1	422051	AH	AH	AH

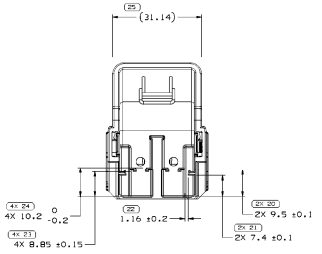


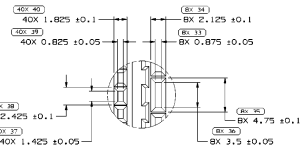


TYPE 202
SAME AS TYPE 201
EXCEPT AS SHOWN

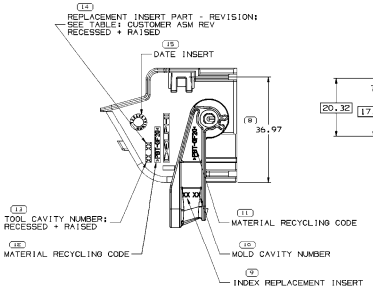


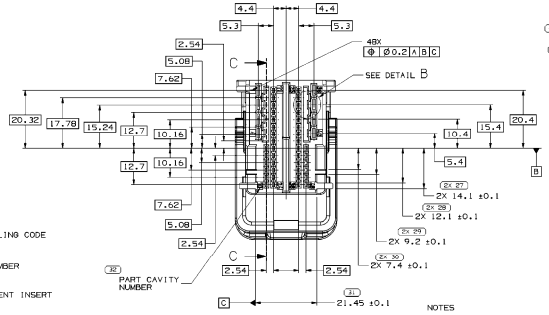
SECTION C-C



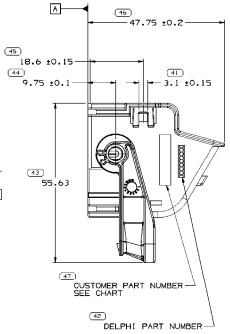


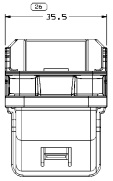
DETAIL B
SCALE 5:1





TYPE 201





NOTES

1. UNLESS OTHERWISE SPECIFIED AND/OR INDICATED:
 DIMENSIONS ARE TO FACE OF VIEW SHOWN AND AUTOMATICALLY ROUNDED BY COMPUTER FOR INSPECTION (SEE MATH MODEL FOR PRECISE DIMENSIONS). FOR ALL OTHER DIMENSIONS NOT SHOWN BUT REQUIRED FOR TOOL BUILD, SEE MATH MODEL FOR PRECISE TOOL PATH DATA.
2. MATERIAL RECYCLING CODE PER ISO 11469, (1.5)X(0.1) CHARACTERS AS SHOWN TO BE LOCATED ON ANY EXTERIOR SURFACE.
3. THIS PRODUCT IS NOT CATEGORIZED AS AN APPEARANCE ITEM. MINOR IMPERFECTIONS INCLUDING, BUT NOT LIMITED TO, FLOW MARKS, COLOR BLEMISHES, GATE VESTIGE, AND SOFT FLASH THAT DO NOT AFFECT THE FIT, FORM, OR FUNCTION OF THE PART ARE PERMISSIBLE PER DPNP-4.7-CS-01.
4. (1.5)X(0.1) DELPHI CORPORATE BRAND TO BE LOCATED ON ANY EXTERIOR SURFACE, PREFERABLY VISIBLE AT FINAL ASSEMBLY. OPTIONAL CONSTRUCTION FOR EXISTING TOOLING MAY BE "PED" OR NO LOGO.
5. MAXIMUM CABLE CROSS SECTION FOR MLK 1.2: 0.75 MM² MAXIMUM CABLE CROSS SECTION FOR SLK 2.8: 2.5 MM².
6. MAXIMUM INSULATION CABLE DIAMETER FOR MLK 1.2: 1.9 MM MAXIMUM INSULATION CABLE DIAMETER FOR SLK 2.8: 3 MM
7. DELIVERY CONDITION: LEVER IN PRE-STAGE POSITION.
8. FOR APPLICATION DATA SEE THE INDIVIDUAL APPLICATION DRAWINGS.

PART NO	REV	N/P	TYPE	LEVER	LEVER REV	HOUSING	HOUSING REV	CUSTOMER NUMBER
13950165	03	-	202	13673745	02	13950163	03	-
13950164	03	-	201	13673745	02	13950162	03	-

THE DRAWN TOLERANCES MAY NOT REFLECT THE ACTUAL TEST PRODUCT PARTS AND MAY NOT BE AVAILABLE FOR INSPECTION.
PART NUMBERS THAT OR SET HAVE A LINE PRESENT INDICATE THAT PHYSICAL PARTS ARE AVAILABLE FOR ORDERING.
DEPICT DRAWING SHOWS TO HIGHEST AVAILABILITY OF PARTS.
SEE TYPE
STYLE
VOLUME (CM³)
DESIGN OWN
PART DRAWING
UNLESS OTHERWISE SPECIFIED
THIS DOCUMENT IS IN ACCORDANCE WITH ISO 128 (PARTS 20, 22, 24, 30, 34, 40, 44) AND ISO 5456 (PARTS 2 AND 3) PROJECTION METHOD 1 (EUROPEAN METHOD). ANY DEVIATIONS OR FEATURES NOT SHOWN ARE TO BE DEFINED BY THE DESIGN RESPONSIBLE ENGINEERING SYSTEM REFERENCES.
ALL DIMENSIONS ARE IN MILLIMETERS
(3) PROCESS INSPECTION STANDARDS
DIMENSIONS INSPECTED AT 3 INDICATED LOCATIONS ON PART WITH NO TOLERANCE LIMITS (SEE DETAIL DRAWING)
REFERENCE
ATMOSPHERIC MOISTURE (RH)
FROM 0 10 20 30 40 50 60 70 80 90 100
STORAGE TEMPERATURE (°C)
FROM -50 -40 -30 -20 -10 0 10 20 30 40 50 60 70 80 90 100 110 120 130 140 150 160 170 180 190 200 210 220 230 240 250 260 270 280 290 300 310 320 330 340 350 360 370 380 390 400
THIRD ANGLE PROJECTION
DO NOT SCALE
USE MATH DATA

DELPHI
DELPHI PACKARD ELECTRICAL/ELECTRONIC ARCHITECTURE
WARREN, OH
COPYRIGHT 2013 DELPHI AUTOMOTIVE SYSTEMS LLC
ALL RIGHTS RESERVED.
THIS DRAWING IS THE PROPERTY OF DELPHI CORPORATION AND CONTAINS DISTINCT CONFIDENTIAL INFORMATION. IT IS LOANED SUBJECT TO THE AGREEMENT THAT NO COPIES OR REPRODUCTIONS OF ANY KIND WILL BE MADE OF IT, NO INFORMATION IN IT WILL BE DISCLOSED, AND IT WILL BE RETURNED UPON REQUEST OR WHEN NO LONGER NEEDED, WITHOUT EXPRESS AUTHORIZATION, TO PURCHASERS.

DR	DATE
APVD1 AGUSTIN HERNANDEZ	21MR13
APVD2 AGUSTIN HERNANDEZ	21MR13
APVD3 AGUSTIN HERNANDEZ	21MR13
APVD4	
APVD5	

SUBSTANCES OF CONCERN AND RECYCLED CONTENT PER DELPHI SPECIFICATION
MATERIAL
SEE DRAWINGS
DRAWING NAME
TAXI ASM COV CONN
DRAWING NUMBER
13673752
SIZE A0 | SCALE 2:1 | TRACE TO 1 OF 2 | SHEET NO 2 OF | REV R 01 | N/P -