SYMBOL DEFINITION		
A DIMENSION WITHOUT AN INSPECTION REPORT SYMBOL [ ] DOES NOT REQUIRE INSPECTION. IT MAY BE CONTROLLED ON THE INDIVIDUAL COMPONENT DRAWING.	TOTAL NO OF INSPECTIONS REQUIRED	6
	LAST NO. USED	6

MISSING SYMBOLS
NO MISSING SYMBOL NUMBER

DWG STATUS DATE	STS	REC	N/P	CHG	ZONE	REVISION HISTORY	AUTH	DR	APVD 1	APVD 2
03DE02	R	01	-	-	-	WAS PE115926, REVISED AND RELEASED	230890	EES	EES	RF
20AU03	R	01	AA	-	-	ADDED 9.5 MIN DIMENSION	244494	BRB	BRB	RF
12AU10	R	01	AB	-	-	ADDED LUBRICANT & APPLICATION DATA NOTE	411612	BRR	CRD	BRR
24JA11	R	01	AC	-	-	UPDATED PDM ATTRIBUTES	413129	KGM	JAA	BRR

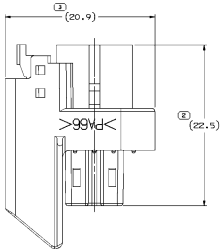

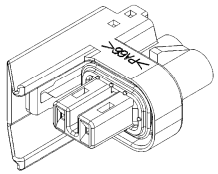

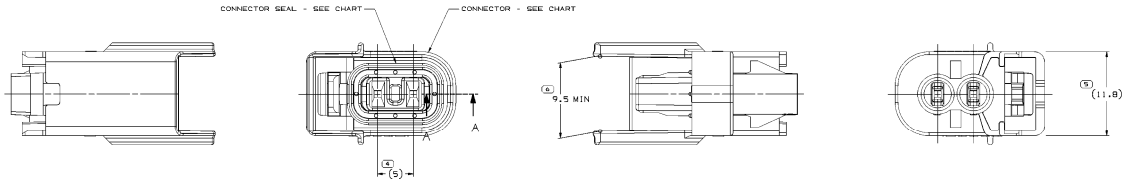

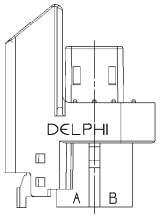

NOTES

1. UNLESS OTHERWISE SPECIFIED AND/OR INDICATED:

   DIMENSIONS ARE TO FACE OF VIEW SHOWN AND AUTOMATICALLY ROUNDED BY COMPUTER FOR INSPECTION (SEE MATH MODEL FOR PRECISE DIMENSIONS). FOR ALL OTHER DIMENSIONS NOT SHOWN BUT REQUIRED FOR TOOL BUILD, SEE MATH MODEL FOR PRECISE TOOL PATH DATA.

2. SEALING CODE 3 - DESIGN WILL PASS SALT FOG AND IMMERSION TEST AFTER CONDITIONING AS SPECIFIED IN ESA-644 (WEATHER-PACK),ESA-710 (METRI-PACK), ESA-650 (UNDERHOOD MICRO-PACK), C-4006 (WORLD CONNECTOR),,ETC WHEN MATED TO MATING PART OR EQUIVALENT

3. THIS PART IS NOT CONTROLLED FOR AUTOMATIC FEEDING.
4. REFER TO VISUAL PRODUCT STANDARD #C-74 OR #C-86 FOR ASSEMBLY OF CONNECTOR POSITION ASSURANCE LOCK TO CONNECTOR ASSEMBLY.
5. CONNECTION SYSTEM DESIGNED FOR RMS STACKUP
6. FOR 15305081 ONLY: A SOLUTION OF 10:1 CONCENTRATION OF LUBEWELL S-60-T TO WATER IS TO BE APPLIED TO CONNECTOR SEALS. THIS IS TO AID CONNECTOR SEAL TO CONNECTOR ASSEMBLY.
7. FOR APPLICATION DATA SEE THE APPLICATION DRAWING.
8. THIS PRODUCT IS NOT CATEGORIZED AS AN APPEARANCE ITEM. MINOR IMPERFECTIONS INCLUDING, BUT NOT LIMITED TO, FLOW MARKS, COLOR BLEMISHES, GATE VESTIGE, AND SOFT FLASH THAT DO NOT AFFECT THE FIT, FORM, OR FUNCTION OF THE PART ARE PERMISSIBLE PER DRNP-4.7-CS-01.

1 CONNECTOR SEAL TO BE SEATED ON CONNECTOR BODY SUCH THAT NO MORE THAN THE ANTISTICK BUMPS OF THE SEAL ARE VISIBLE ABOVE THE OUTER SHROUD OF THE CONNECTOR BODY WHEN VIEWED FROM THE SIDE

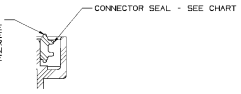

SECTION A-A

15450634	15305081	15450541
P/N CONN ASSY	CONN SEAL	CONNECTOR

(N/A) PROCESS INSPECTION STANDARDS	
STANDARDS INCLUDED IN J & J INSPECTION PLAN AND REPORTS PER QS-9000 AS REQUIRED UNLESS OTHERWISE NOTED.	REFERENCE

| ATTRIBUTES CONTROL | | |