VER. - A	PART NO : 35174510

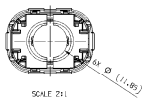

SCALE 2:1

VER. - B	PART NO : 35174507

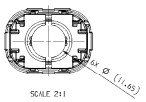

SCALE 2:1

VER. - C	PART NO : 35174249

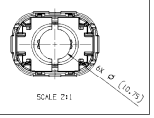

SCALE 2:1

SYMBOL DEFINITION		
A DIMENSION WITHOUT AN INSPECTION REPORT SYMBOL (□) DOES NOT REQUIRE INSPECTION. IT MAY BE CONTROLLED ON THE INDIVIDUAL COMPONENT DRAWING.	TOTAL NO OF INSPECTIONS REQUIRED	6
	LAST NO. USED	6

MISSING SYMBOLS
NO MISSING SYMBOL NUMBER

DWG STATUS					ZONE	REVISION HISTORY	AUTH	DR	APVD1	APVD2
DATE	STR	REC	N/P	DIB					1	2
22JA18	R	01	-	-	-	CREATED PART DRAWING	418842	HHW	WLJ	TY



SCALE 2:1

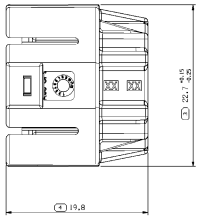

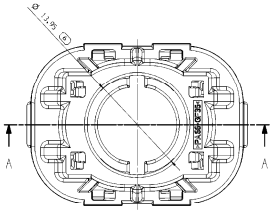

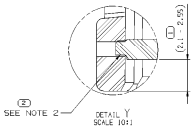

DETAIL Y
SCALE 10:1

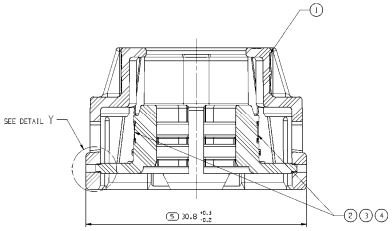

SECTION A - A

NOTES:

1. UNLESS OTHERWISE SPECIFIED AND/OR INDICATED:
   DIMENSIONS ARE TO FACE OF VIEW SHOWN AND AUTOMATICALLY ROUNDED BY COMPUTER FOR INSPECTION (SEE MATH MODEL FOR PRECISE DIMENSIONS). FOR ALL OTHER DIMENSIONS NOT SHOWN BUT REQUIRED FOR TOOL BUILD, SEE MATH MODEL FOR PRECISE TOOL PATH DATA.
2. DELIVERY CONDITION
3. MATING PART:
   SEE DRAWING NUMBER: 35024542
4. ONLY RECOMMENDED CABLE ACC. TO LV216-2.
   CABLE SIZE: 2X4.0MM²+2X0.5MM² PER MS805 VALIDATED.
   2X4.0MM² & 3X2.5MM² PER MS803 VALIDATED.
   ALL OTHER CABLE SUPPLIERS / CABLE SIZES MUST BE VALIDATED.

ITEM	PART NO	DESCRIPTION	REV	QTY	MATERIAL AND COLOR	SIMILAR TO RAL	WEIGHT(g)	NOTES
4	33372033	SQUEEZING SHELL FOR CABLE 3X2.5MM²	-	2	POLYAMIDE BLEND GRAY	7038	-	ONLY ASSEMBLED PARTS AVAILABLE
1	33372030	PROTECTION COVER	-	1	POLYAMIDE BLEND ORN	2003	-	ONLY ASSEMBLED PARTS AVAILABLE
C	35174249	STRAIN RELIEF SUBASSEMBLY FOR 3X2.5MM²	01	-	-	-	9.076	CONDITION OF DELIVERY, POS. 1, 4 ASSEMBLED
3	33372035	SQUEEZING SHELL FOR CABLE 2X4.0MM²	-	2	POLYAMIDE BLEND ORN	9005	-	ONLY ASSEMBLED PARTS AVAILABLE
1	33372030	PROTECTION COVER	-	1	POLYAMIDE BLEND ORN	2003	-	ONLY ASSEMBLED PARTS AVAILABLE
B	35174507	STRAIN RELIEF SUBASSEMBLY FOR 2X4.0MM²	01	-	-	-	9.058	CONDITION OF DELIVERY, POS. 1, 3 ASSEMBLED
2	33372034	SQUEEZING SHELL FOR CABLE 2X4.0MM²+2X0.5MM²	-	2	POLYAMIDE BLEND NAT	-	-	ONLY ASSEMBLED PARTS AVAILABLE
1	33372030	PROTECTION COVER	-	1	POLYAMIDE BLEND ORN	2003	-	ONLY ASSEMBLED PARTS AVAILABLE
A	35174510	STRAIN RELIEF SUBASSEMBLY FOR 2X4.0 MM²+2X0.5 MM²	01	-	-	-	9.172	CONDITION OF DELIVERY, POS. 1, 2 ASSEMBLED

A — THE DRAWING TYPE(S) / FORM NUMBER INDICATES THAT PHYSICAL PARTS ARE NOT AVAILABLE FOR ORDERING.

PART NUMBERS THAT DO NOT HAVE A LINE PRESENT INDICATE THAT PHYSICAL PARTS ARE AVAILABLE FOR ORDERING.

CONTACT DELPHI SALES TO ASSURE AVAILABILITY OF PARTS.

DWG TYPE: CUSTOMER PART DRAWING

STYLE

VOLUME (DM³): SEE CHART

DENSITY (DM): -

UNLESS OTHERWISE SPECIFIED

THIS DRAWING IS IN ACCORDANCE WITH ISO8015 (1st ED 1985-07-15) AND ISO1101 (2nd ED 2004-12-15) ISO GEOMETRICAL PRODUCT SPECIFICATIONS (GPS) GEOMETRICAL TOLERANCING - TOLERANCES OF FORM, ORIENTATION, LOCATION AND RUNOUT. ISO 8015 ISO 1101 REFERENCED.

ALL DIMENSIONS ARE IN MILLIMETERS

MATERIALS: SEE CHART

DRAWING NAME: TAXI ASM LOCK COV

STANDARDS GENERAL TOLERANCE (mm)								
FROM	0.5	3	6	30	120	400	1000	2000
TO	3	6	30	120	400	1000	2000	4000
TOLERANCE	±0.05	±0.1	±0.2	±0.3	±0.5	±0.8	±1.2	±2

STANDARD	FRANCE	GMC	CHINA
ISO 1101:2017	NF E 04-561	GM1101M:2018	GB/T 1182-2018

THIRD ANGLE PROJECTION

DO NOT SCALE

USE MATH DATA

NX

DELPHI

DELPHI PROMAD ELECTRICAL/ELECTRONIC ARCHITECTURE

NOTICE: THIS DRAWING IS THE PROPERTY OF DELPHI CORPORATION AND CONTAINS DETAILED TOOLING INFORMATION, PROCESS INFORMATION AND OTHER PROPRIETARY DATA. THE DATA PROVIDED IS FOR REFERENCE OR INFORMATION ONLY. NO LICENSE OR RIGHTS TO USE THE DATA, OR MODIFICATIONS OF ANY DATA, IS GRANTED WITHOUT EXPRESS AUTHORIZATION FROM DELPHI.

COPYRIGHT 2018 DELPHI TECHNOLOGIES INC. ALL RIGHTS RESERVED.

		DATE
DR		
APVD1	HUIWEI HUANG	22JA18
APVD2	WEIJIUO JIANG	22JA18
APVD3	TIMON YU	22JA18
APVD4		
APVD5		

SUBSTANCES OF CONCERN AND RECYCLED
COPYRIGHT FOR DELPHI (GMNSCO)

SIZE	SCALE	TRACK NO	SHEET NO	SHT	NO	REV	NOP
A0	5:1	1	1 OF 1	1 OF 1	R	01	-

DRAWING NUMBER: 33372026