SYMBOL DEFINITION		
A DIMENSION WITHOUT AN INSPECTION REPORT SYMBOL [ ] DOES NOT REQUIRE INSPECTION. IT MAY BE CONTROLLED ON THE INDIVIDUAL COMPONENT DRAWING.	TOTAL NO OF INSPECTIONS REQUIRED	12
	LAST NO. USED	11

MISSING SYMBOLS

NO MISSING SYMBOL NUMBER

DWG STATUS DATE	STA	REC	N/P	CHG	TONE	REVISION HISTORY	AUTH	DR	APVD 1	APVD 2
14SE01	R	A5	-	-	-	CLEANED REV COL, MAT'L SPEC WAS R9017182, ADDED NOTES 12 PLCS1 AND REVISED TOLERANCES 12 PLCS1	214630	EDR	EDR	RC
25SE01	R	A6	-	-	-	UPDATED PDM ATTRIBUTES	215030	EDR	EDR	RC
10APR3	R	A7	-	-	-	UPDATED PDM ATTRIBUTES	297724	EDV	EDV	RC
25AU14	R	A8	-	-	-	RESTRICTED	427434	MNM	JVM	MNL

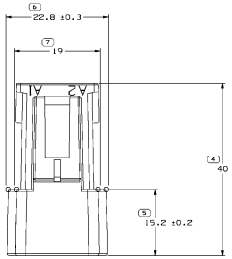

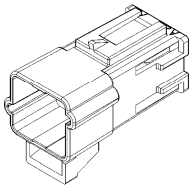

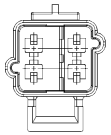

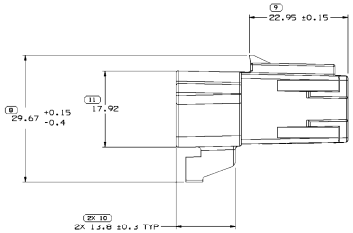

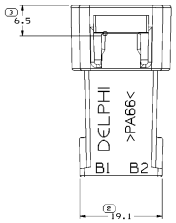

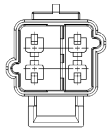

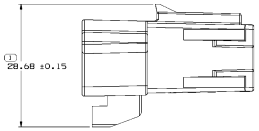

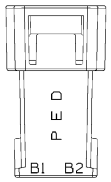

OPTIONAL CONSTRUCTION

RESTRICTED USAGE

NOTES

1. UNLESS OTHERWISE SPECIFIED AND/OR INDICATED:
   DIMENSIONS ARE TO FACE OF VIEW SHOWN AND AUTOMATICALLY ROUNDED BY COMPUTER FOR INSPECTION (SEE MATH MODEL FOR PRECISE DIMENSIONS). FOR ALL OTHER DIMENSIONS NOT SHOWN BUT REQUIRED FOR TOOL BUILD, SEE MATH MODEL FOR PRECISE TOOL PATH DATA.
2. MATERIAL RECYCLING CODE PER ISO 11469. (2.3)X(0.1) CHARACTERS AS SHOWN TO BE LOCATED ON ANY EXTERIOR SURFACE.
3. THIS PART IS NOT CONTROLLED FOR AUTOMATIC FEEDING.
4. FOR APPLICATION DATA SEE THE APPLICATION DRAWING.
5. (2.6)X(0.1) DELPHI CORPORATE BRAND TO BE LOCATED ON ANY EXTERIOR SURFACE, PREFERABLY VISIBLE AT FINAL ASSEMBLY. OPTIONAL CONSTRUCTION FOR EXISTING TOOLING MAY BE "PED".
6. THIS PRODUCT IS NOT CATEGORIZED AS AN APPEARANCE ITEM. MINOR IMPERFECTIONS INCLUDING, BUT NOT LIMITED TO, FLOW MARKS, COLOR BLEMISHES, GATE VESTIGE, AND SOFT FLASH THAT DO NOT AFFECT THE FIT, FORM, OR FUNCTION OF THE PART ARE PERMISSIBLE PER DPNP-4.7-CS-01.

THE DRAWING TOPOLOGY FORM NUMBER INDICATES THAT PHYSICAL PARTS ARE NOT AVAILABLE FOR ORDERING.

PART NUMBERS THAT DO NOT HAVE A LINE PRESENT INDICATE THAT PHYSICAL PARTS ARE AVAILABLE FOR ORDERING.

CONTACT ENGINE SALES TO ASSURE AVAILABILITY OF PARTS.

DWG TYPE: PART DRAWING

STYLE:

VOLUME (IN³): 5.545

SCREW CONN: D

UNLESS OTHERWISE SPECIFIED

THIS DRAWING IS IN ACCORDANCE WITH ASME Y14.5M-1994 UNLESS OTHERWISE SPECIFIED.
TOLERANCES MEASURE 0.005 IN. OR LESS ARE ASSUMED TO BE ±0.005 IN. UNLESS OTHERWISE TOLERANCES AND VALUES OUTSIDE APPLY WITH TRUE POSITION FORM AT MATERIAL CONDITION. ALL DIMENSIONS ARE TO BE MEASURED IN ACCORDANCE WITH ASME Y14.5M-1994 UNLESS OTHERWISE SPECIFIED. ALL DIMENSIONS ARE TO BE MEASURED WITHOUT DEFORMING THE PART. SERVICE POSITION DIMENSIONS MAY BE SUBJECT TO CHANGE DUE TO ASSEMBLY OF OTHER ELEMENTS.

ALL DIMENSIONS ARE IN MILLIMETERS

REFERENCE

C 2 PROCESS INSPECTION STANDARDS

DIMENSIONS ENCLOSED IN [ ] INDICATE DIMENSIONS THAT ARE TO BE CHECKED AT THE LIMITS OF DEVELOPMENT

| DIMENSIONAL RANGE | | |