SYMBOL DEFINITION		
A DIMENSION WITHOUT AN INSPECTION REPORT SYMBOL DOES NOT REQUIRE INSPECTION. IT MAY BE CONTROLLED ON THE INDIVIDUAL COMPONENT DRAWING.	TOTAL NO OF INSPECTIONS REQUIRED	7
	LAST NO. USED	7

MISSING SYMBOLS

NO MISSING SYMBOL NUMBER

DWG STATUS					ZONE	REVISION HISTORY	AUTH	DR	APVD	APVD
DATE	SUB	REV	PLP	DWG						
19JL10	R	01	-	-		RELEASED PART DRAWING	411293	JC	JWO	EZ
28MY13	R	02	-	-		DIM #7,#8 DELETED	423065	AM	MDZ	JWO
17OC18	R	03	-	-		ADD PART 35259739	441681	ZML	HZ	SBH
26MR19	R	04	-	-		CPA IN ASM 35259739 WAS 13604607		ZML	HZ	SBH

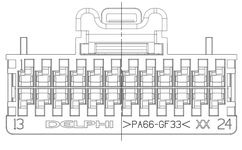

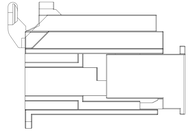

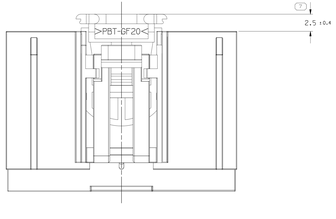

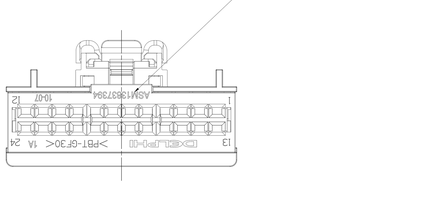

35259739
SAME AS 13837394 EXCEPT CPA

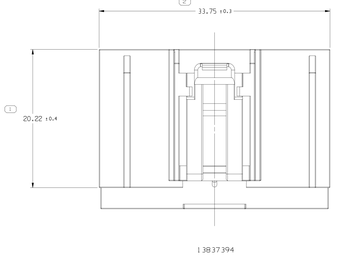

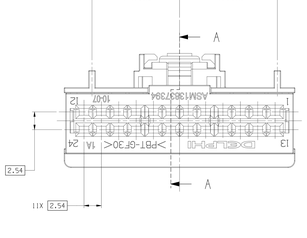

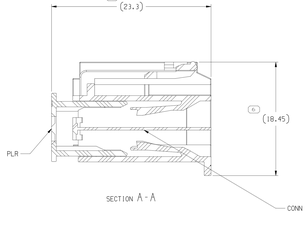

SECTION A-A

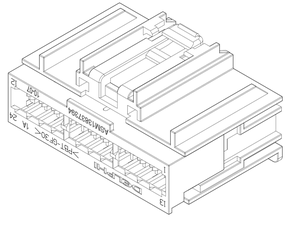

NOTES

1. GENERAL TOLERANCE:
   UNLESS OTHERWISE SPECIFIED,
   ALL ANGULAR DIMENSIONS EXCEPT DRAFT: ±2°
   0.3 MAXIMUM RADIUS ON EDGES AND FILLETS SHOWN AS SHARP.
2. UNLESS OTHERWISE SPECIFIED AND/OR INDICATED:

   DIMENSIONS ARE TO FACE OF VIEW SHOWN AND
   AUTOMATICALLY ROUNDED BY COMPUTER FOR INSPECTION
   (SEE MATH MODEL FOR PRECISE DIMENSIONS). FOR ALL
   OTHER DIMENSIONS NOT SHOWN BUT REQUIRED FOR TOOL BUILD.
   SEE MATH MODEL FOR PRECISE TOOL PATH DATA.
3. FOR APPLICATION DATA SEE THE APPLICATION DRAWING.

PART NO	REV	CONN	PLR	CPA
35259739	01	155306.30	13837393	3532043
13837394	01	155306.30	13837393	

DRAWING NUMBER: 13837394

SIZE	SCALE	CHANGE NO	SHEET NO	SHEETS	REV	TYP
A1x3	5:1	2 OF 2	1 OF 1	R	04	-

* LINE DRAWN THROUGH A PART NUMBER INDICATES THAT PHYSICAL PARTS ARE NOT AVAILABLE FOR ORDERING.

PART NUMBERS THAT DO NOT HAVE A LINE PRESENT INDICATE PHYSICAL PARTS ARE AVAILABLE FOR ORDERING.

CONTACT APTIV SALES TO ASSURE AVAILABILITY OF PARTS.

DWG TYPE: PART DRAWING

STYLE

VOLUME (CM³)

SYSTEM UNIT

UNLESS OTHERWISE SPECIFIED

THIS DOCUMENT IS IN ACCORDANCE WITH ASME Y14.5M-1994 UNLESS OTHERWISE SPECIFIED. GENERAL DIMENSIONAL TOLERANCES MAXIMUM DEVIATION. SEPARATE PATTERNS OF FEATURES MAY BE GAGED SEPARATELY REGARDLESS OF DATUM REFERENCE.

ALL DIMENSIONS ARE IN MILLIMETERS

(Z) PROCESS SENSITIVE DIMENSION

DIMENSIONS ENCLOSED IN ( ) INDICATE REFERENCE DIMENSIONS AND NO TOLERANCE LIMITS ARE ESTABLISHED.

DIMENSIONAL RANGE (MM)									
FROM	0	>6	>30	>120	>315	>1000	>2000	>4000	>8000
TO	6	30	120	315	1000	2000	4000	8000	16000
TOLERANCE UNLESS OTHERWISE SPECIFIED									
±0.20	±0.25	±0.3	±0.4	±0.5	±0.7	±1.0	±1.5	±2.0	±3.0
ANGULAR TOLERANCE ±2°									

REFERENCE

THIRD ANGLE PROJECTION

DO NOT SCALE USE MATH DATA

NX

APTIV
CONNECTION SYSTEMS
Anting, China

COPYRIGHT 2009 APTIV. ALL RIGHTS RESERVED.
THIS DRAWING IS THE PROPERTY OF APTIV AND CONTAINS APTIV CONFIDENTIAL INFORMATION. THE RECEIPT OR POSSESSION OF THIS DOCUMENT OR ITS RELATED CAD MATH DATA, NO WILL NOT BE COMMUNICATION OF ANY CONTENT TO OTHERS, WITHOUT EXPRESS AUTHORIZATION, IS PROHIBITED.

		DATE
DR		
APVD1	JAY CAI	02DEC09
APVD2	JIANBEI GUO	02DEC09
APVD3	ERIC ZHOU	02DEC09
APVD4		
APVD5		

SUBSTANCES OF CONCERN AND RECYCLED CONTENT PER APTIV (DRAWING)

MATL
SEE CHART

DRAWING NAME
ASM CONN 0 F 0.64 GET BASE 24

DRAWING NUMBER: 13837394

SIZE	SCALE	CHANGE NO	SHEET NO	SHEETS	REV	TYP
A1x3	5:1	1 OF 2	1 OF 1	R	04	-

13837394

Date: 26-Mar-19 Time: 16:07:42
Sheet: 1 of 1
Size: A1x3
Scale: 5:1
Filename: 13837394.DWG