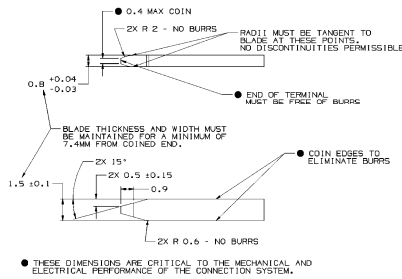

MATERIAL SPECIFICATIONS

RECOMMENDED

BASE METAL - CDA-210, EXTRA SPRING TEMPER

* TIN PLATING (WHERE APPLICABLE TO 125°C MAX CONTINUOUS USAGE): 0.0050±0.0025 MM (200±100 µIN) ELECTROPLATED TIN.
* USAGE OF PLATING TYPES OTHER THAN RECOMMENDED MUST BE APPROVED BY DELPHI PACKARD ELECTRIC SYSTEMS ENGINEERING.

MINIMUMS

ELECTRICAL CONDUCTIVITY - ≥28% IACS AT 20 °C. USE OF A MATERIAL WITH CONDUCTIVITY <28% IACS MUST BE APPROVED BY PACKARD ELECTRIC MATERIALS ENGINEERING.

TENSILE STRENGTH - 430 - 480 MPa

UNDERPLATING FOR TIN PLATING - FOR BASE MATERIALS CONTAINING 10% OR MORE ZINC, AN UNDERPLATE OF COPPER 0.0025 MM (100 µIN) MINIMUM THICK IS REQUIRED.

PROCESSING LUBRICANT - ANY PROCESSING LUBRICANT REMAINING ON TERMINALS MUST NOT VARNISH OR DEGRADE THE ELECTRICAL PERFORMANCE OF THE CONNECTION UP TO A MAXIMUM TEMPERATURE OF 150°C. PROCESSING LUBRICANTS MUST BE APPROVED BY DELPHI PACKARD ELECTRIC SYSTEMS ENGINEERING.

MATING BLADE INFORMATION

SYMBOL DEFINITION		MISSING SYMBOLS
A DIMENSION WITHOUT AN INSPECTION REPORT SYMBOL DOES NOT REQUIRE INSPECTION. IT MAY BE CONTROLLED ON THE INDIVIDUAL COMPONENT DRAWING.	TOTAL NO OF INSPECTIONS REQUIRED: 78	NO MISSING SYMBOL NUMBER
	LAST NO. USED: 67	

DWG STATUS DATE	STS	REC	N/P	DIB	ZONE	REVISION HISTORY	AUTH	DR	APVD	APVD 1	APVD 2
21DE05	R	01	-	-		CLEARED REV COLUMN AND REDRAWN TO PD1 1354321 - RELEASED	275779	JTZ	JAA	DGJ	
13FE08	R	02	-	-		ALL PARTS - ADDED APPLICATION DATA NOTE & APPEARANCE ITEM NOTE AND REMOVED THIS PART ACCEPTS NOTE, MATING CONN & NUMBER OF CAVITIES COLUMNS CHART	492482	EKJ	JFR	SLS	
16SE10	R	03	-	-		13846116 - RELEASED	411931	AJP	MC	BEM	
22SE10	R	04	-	-		13846116 - ADDED ADHESIVE NOTE	412638	JEB	MC	BEM	

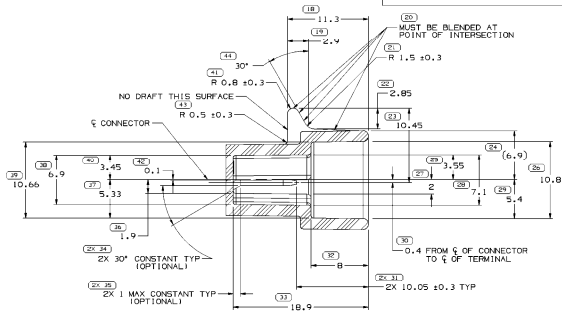

SECTION B-B

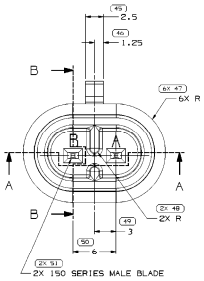

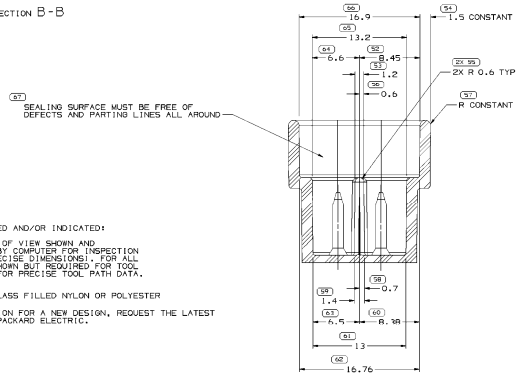

SECTION A-A

NOTES

1. UNLESS OTHERWISE SPECIFIED AND/OR INDICATED:

   DIMENSIONS ARE TO FACE OF VIEW SHOWN AND AUTOMATICALLY ROUNDED BY COMPUTER FOR INSPECTION (SEE MATH MODEL FOR PRECISE DIMENSIONS). FOR ALL OTHER DIMENSIONS NOT SHOWN BUT REQUIRED FOR TOOL BUILD, SEE MATH MODEL FOR PRECISE TOOL PATH DATA. ALL RADII 0.4

2. RECOMMENDED MATERIAL - GLASS FILLED NYLON OR POLYESTER

3. WHEN USING THIS INFORMATION FOR A NEW DESIGN, REQUEST THE LATEST COPY OF THIS PRINT FROM PACKARD ELECTRIC.

MATING CONNECTOR

INSPECTION SYMBOLS SHOWN IN THESE VIEWS ARE FOR REFERENCE ONLY

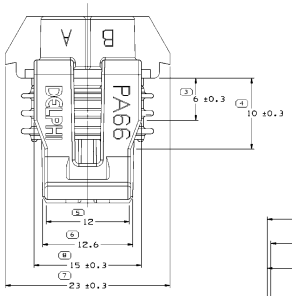

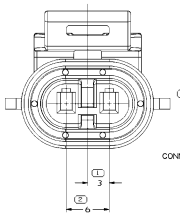

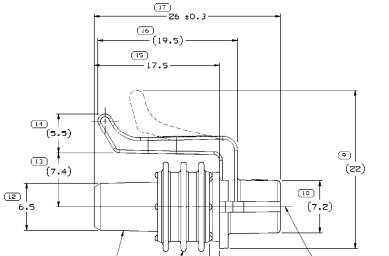

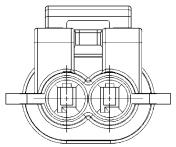

NOTES

1. UNLESS OTHERWISE SPECIFIED AND/OR INDICATED:

   DIMENSIONS ARE TO FACE OF VIEW SHOWN AND AUTOMATICALLY ROUNDED BY COMPUTER FOR INSPECTION (SEE MATH MODEL FOR PRECISE DIMENSIONS). FOR ALL OTHER DIMENSIONS NOT SHOWN BUT REQUIRED FOR TOOL BUILD, SEE MATH MODEL FOR PRECISE TOOL PATH DATA.

2. WHEN PARTS ARE SHIPPED THEY MUST BE PACKED IN PLASTIC BAGS OR SHIPPING CONTAINERS MUST BE LINED WITH PLASTIC LINERS. BAGS OR LINERS MUST BE SEALED TO AVOID FOREIGN MATTER.

3. SEALING CODE 3 - DESIGN WILL PASS SALT FOG AND IMMERSION TEST AFTER CONDITIONING AS SPECIFIED IN ESA-644 (WEATHER-PACK),ESA-710 (METRI-PACK), ESA-650 (UNDERHOOD MICRO-PACK), C-4006 (WORLD CONNECTOR), ETC WHEN MATED TO MATING PART OR EQUIVALENT

4. THIS PRODUCT IS NOT CATEGORIZED AS AN APPEARANCE ITEM. MINOR IMPERFECTIONS INCLUDING, BUT NOT LIMITED TO, FLOW MARKS, COLOR BLEMISHES, GATE VESTIGE, AND SOFT FLASH THAT DO NOT AFFECT THE FIT, FORM, OR FUNCTION OF THE PART ARE PERMISSIBLE PER DPNP-4.7-CS-01.

5. FOR APPLICATION DATA SEE THE INDIVIDUAL APPLICATION DRAWINGS.

6. FOR PART NUMBER WITH ADHESIVE, USE M351(000) OR ADHESIVE APPROVED BY MATERIALS ENGINEERING TO GLUE CONNECTOR SEAL TO CONNECTOR.



PART NO WITH ADHESIVE	REV	N/P	STATUS	PART NO WITHOUT ADHESIVE	REV	N/P	STATUS	CAVITIES BLOCKED	CONNECTOR BODY	CONNECTOR SEAL	CONNECTOR COLOR
13846116	01	AA		13543521	01	AA		NONE	13543549	12103067	BLACK
				12052642	C1	-		NONE	12052636	12103067	LT GRN

PART DRAWING	
MFG TYPE	
STYLE	
RELEASE DATE	DRAWN CHKD

UNLESS OTHERWISE SPECIFIED

THIS DOCUMENT IS THE PROPERTY OF DELPHI PACKARD ELECTRIC SYSTEMS. ITS CONTENTS ARE TO BE KEPT CONFIDENTIAL. REPRODUCTION OR DISCLOSURE TO THIRD PARTIES WITHOUT WRITTEN PERMISSION IS PROHIBITED.

(N/A) PROCESS INSPECTION STANDARDS: STANDARDS DELPHI PACKARD ELECTRIC SYSTEMS ENGINEERING LISTED ON DETAIL PAGE

ALL DIMENSIONS ARE IN MILLIMETERS

REFERENCE

| ATMOSPHERICAL PARAMETERS | | | |