SYMBOL DEFINITION		MISSING SYMBOLS
A DIMENSION WITHOUT AN INSPECTION REPORT SYMBOL (□) DOES NOT REQUIRE INSPECTION. IT MAY BE CONTROLLED ON THE INDIVIDUAL COMPONENT DRAWING.	TOTAL NO OF INSPECTIONS REQUIRED: 15	NO MISSING SYMBOL NUMBER
	LAST NO. USED: 13	

DWG STATUS DATE	STG	REV	N/P	C-S	ZONE	REVISION HISTORY	AUTH	DR	KP/D1	KP/D2
15FEB6	R	B2	-	-	-	CLEARED REV COLUMN, UPDATED TO LATEST U0 STANDARD, MATL SPEC WAS R0071794 AND ADDED NOTES 6 & 7	277186	JTZ	PRB	BDG
13SEP6	R	B3	-	-	-	UPDATED PDM ATTRIBUTES	284433	MM	MM	BDG
05DEC6	R	B4	-	-	-	REVISED MODEL TO MATCH PART	287497	RH	RH	BDG

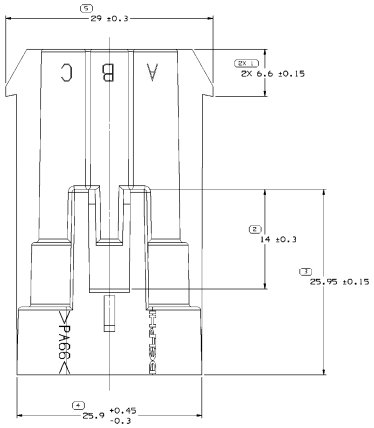

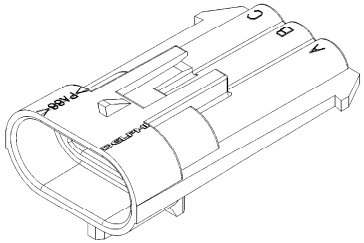

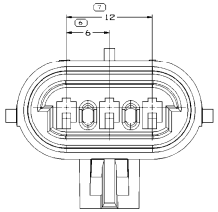

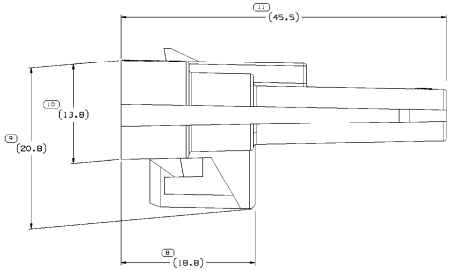

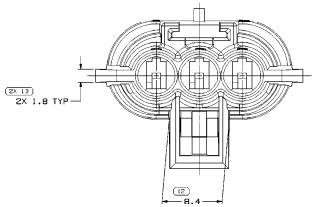

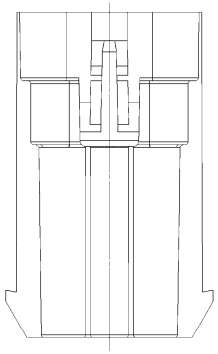

NOTES

1. UNLESS OTHERWISE SPECIFIED AND/OR INDICATED:

   DIMENSIONS ARE TO FACE OF VIEW SHOWN AND AUTOMATICALLY ROUNDED BY COMPUTER FOR INSPECTION (SEE MATH MODEL FOR PRECISE DIMENSIONS). FOR ALL OTHER DIMENSIONS NOT SHOWN BUT REQUIRED FOR TOOL BUILD, SEE MATH MODEL FOR PRECISE TOOL PATH DATA.

2. MAXIMUN CABLE DIAMETER FOR THIS PART IS 2.8 MM.
3. SEALING CODE 3 - DESIGN WILL PASS SALT FOG AND IMMERSION TEST AFTER CONDITIONING AS SPECIFIED IN ESA-644 (WEATHER-PACK),ESA-710 (METRI-PACK), ESA-650 (UNDERHOOD MICRO-PACK), C-4006 (WORLD CONNECTOR), ETC. - WHEN MATED TO MATING PART OR EQUIVALENT
4. THIS PART IS NOT CONTROLLED FOR AUTOMATIC FEEDING.
5. THIS PART ACCEPTS THE FOLLOWING COMPONENTS OR EQUIVALENT:
   CONNECTOR TO MATE WITH 12110293 CONNECTOR AND SEAL ASSEMBLY
   CAVITIES TO ACCEPT 12045773 TERMINAL
   SECONDARY TERMINAL LOCK 12052845
   CABLE SEAL 12048086
   CONNECTOR POSITION ASSURANCE T-LOCK 12020833 WHEN MATED WITH 12110293 CONNECTOR AND SEAL ASM
6. MATERIAL RECYCLING CODE PER ISO 11469, (1.5)X(0.1) CHARACTERS AS SHOWN TO BE LOCATED ON ANY EXTERIOR SURFACE.
7. (0.9)X(0.1) DELPHI CORPORATE BRAND TO BE LOCATED ON ANY EXTERIOR SURFACE, PREFERABLY VISIBLE AT FINAL ASSEMBLY. OPTIONAL CONSTRUCTION FOR EXISTING TOOLING MAY BE "PED".

DWG TYPE	PART DRAWING
STYLE	
VOLUME (CU) 4.970	SYSTEM SIZE D

UNLESS OTHERWISE SPECIFIED

THIS DRAWING IS TO INTERCHANGE WITH, AND IS TO CONFORM TO REQUIREMENTS OF THE ORIGINAL DRAWING FOR THE PART NUMBER SHOWN. THE ORIGINAL DRAWING MAY BE A PAPER DRAWING OR A DELPHI CAD DRAWING. THE ORIGINAL DRAWING WILL BE USED AS THE REFERENCE.

ALL DIMENSIONS ARE IN MILLIMETERS

REFERENCE: 12052844

THIRD ANGLE PROJECTION

DO NOT SCALE

USE MATH DATA

(4) PROCESS SENSITIVE DIMENSION

DIMENSIONS MARKED TO A 1 INDICATE MATERIAL CHANGE AND ARE NOT TOLERANCE SENSITIVE

DIMENSIONS	FROM	BASIC																
	FROM	0	6	30	50	80	120	150	200	250	300	400						
	TO	6	30	50	80	120	150	200	250	300	400	500						
TOLERANCE (INCLUDE DECIMAL POINT)																		
		±0.15	±0.2	±0.3	±0.4	±0.5	±0.6	±0.8	±1	±1.2								
ANGULAR TOLERANCE ±2°																		

DELPHI

DELPHI PACKARD ELECTRIC SYSTEMS
WARREN, OH

DR		DATE
KP/D1	W. H. POEHLER	3 FEB 92
KP/D2	HENRY HOKE	3 FEB 92
KP/D3	W. K. CHIN	3 FEB 92
KP/D4		
KP/D5		

SUBSTRATES OF CONCURN AND PATVILLED CONTOUR PCB (DELPHI 10H4500)

MATERIAL: W2742001 PA66 HS IM BLK

DRAWING NAME: CONN 3 M W/P ISO BLK SLD

DRAWING NUMBER: 12129615

SIZE	SCALE	TYPE	SHEET NO	DTS	REV	N/P
A0	5:1	1 OF 1	1 OF 1	R	B4	-