SYMBOL DEFINITION		MISSING SYMBOLS
A DIMENSION WITHOUT AN INSPECTION REPORT SYMBOL (*) DOES NOT REQUIRE INSPECTION. IT MAY BE CONTROLLED ON THE INDIVIDUAL COMPONENT DRAWINGS.	TOTAL NO OF INSPECTIONS REQUIRED: 34	NO MISSING SYMBOL NUMBER
	LAST NO. USED: 34	

DR CHECK						REVISION HISTORY	NEW	AP	AP
DATE	DR	CK	APP	TYPE	CODE				
05JL02	R	RG	-	-	-	ALL PARTS - REUSED PART DRAWING	418647	DSC	DSC
07JA03	R	RG	-	-	-	ALL PARTS - COLOR NAME CHG	423969	JAR	JAR
17MR03	R	RG	-	-	-	ALL PARTS - REUSED DRAWINGS	424183	KOM	KOM
08AU03	R	RH	-	-	-	ALL PARTS - ALINE AVG +/-0.140 UPDATED CONNECTOR	424572	AND	JYRC
09JL04	R	RP	-	-	-	ALL PARTS - UPDATED CONN AND PLR TO LATEST REV.	427257	JAR	AMPRC
08MR06	R	RG	-	-	-	(PUBLIC - UPDATED PART AVAILIBILITY	433031	PRK	PRSCHL

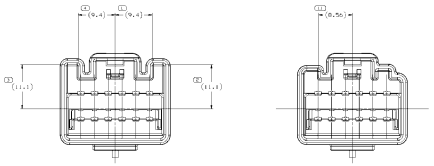

TYPE 102
SAME AS TYPE 101
EXCEPT AS SHOWN

TYPE 105
SAME AS TYPE 101
EXCEPT AS SHOWN

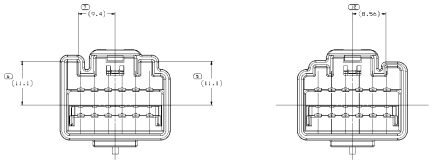

TYPE 103
SAME AS TYPE 101
EXCEPT AS SHOWN

TYPE 106
SAME AS TYPE 101
EXCEPT AS SHOWN

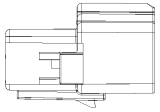

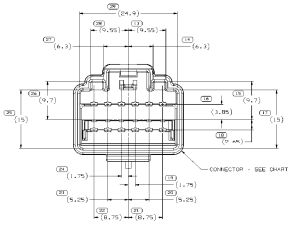

TYPE 101

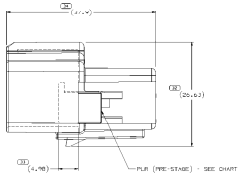

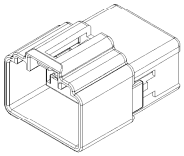

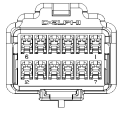

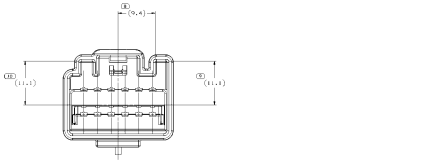

TYPE 104
SAME AS TYPE 101
EXCEPT AS SHOWN

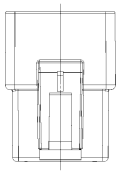

NOTES

1. UNLESS OTHERWISE SPECIFIED AND/OR INDICATED:

   DIMENSIONS ARE TO FACE OF VIEW SHOWN AND AUTOMATICALLY PRODUCED BY COMPUTER FOR INSPECTION (SEE MATH MODEL FOR PRECISE DIMENSIONS). FOR ALL BLACK, GRAY AND NATURAL COLORS NOT REQUIRED FOR TOOL BUILD. (SEE MATH MODEL FOR PRECISE TOOL PATH DATA.

2. SEALING CODE O - UNSEALED

3. THIS PRODUCT IS NOT CATEGORIZED AS AN APPEARANCE ITEM. MINOR IMPERFECTIONS INCLUDING, BUT NOT LIMITED TO, FLOW MARKS, COLOR BLEMISHES, GATE TESTING, AND SOFT FLASH THAT DO NOT AFFECT THE FIT, FORM OR FUNCTION OF THE PART ARE PERMISSIBLE PER DPMP-4.7-CS-01.

4. FOR APPLICATION DATA SEE THE INDIVIDUAL APPLICATION DRAWINGS.

PART NO	REV	V/P	TYPE	CONNECTOR	PLR	USCAR OPTION
13968848	05	-	101	12014290	12048819	E
13968848	05	-	102	12014290	12048819	E
13968848	05	-	103	12015040	12048819	E
13968848	05	-	104	12015040	12048819	E
13968848	05	-	105	12015040	12048819	E
13968848	05	-	106	12015040	12048819	E
13968848	05	AA	101	12048709	12048819	A

DELIVERY NUMBER						
13968848						
SIZE	DRAWN	SCALE	DATE	SHEET	OF	SHEET
A1-2	411	2/W	2	1 OF 8	8	15 -

UNLESS OTHERWISE SPECIFIED
THIS DRAWING IS THE PROPERTY OF DELPHI AND IS LOANED IN CONFIDENCE. NO RIGHTS TO THE DESIGN, MATERIAL, OR INFORMATION REFLECTED HEREIN EXCEPT AS EXPRESSLY AUTHORIZED BY WRITTEN CONTRACT OR PURCHASE ORDER.

PART DRAWING

UNLESS OTHERWISE SPECIFIED
THIS DRAWING IS THE PROPERTY OF DELPHI AND IS LOANED IN CONFIDENCE. NO RIGHTS TO THE DESIGN, MATERIAL, OR INFORMATION REFLECTED HEREIN EXCEPT AS EXPRESSLY AUTHORIZED BY WRITTEN CONTRACT OR PURCHASE ORDER.

DIMENSIONS ARE IN MILLIMETERS UNLESS OTHERWISE SPECIFIED

DELPHI

DELPHI PACKARD ELECTRICAL/ELECTRONIC ARCHITECTURE
WARREN, OH
COPYRIGHT 2002 DELPHI TECHNOLOGIES INC. IN ATTLEBORO, MA

PROD ENGINEERING DESIGN	28JUL12	
PROD ENGINEERING DESIGN	08JUL12	
PROD ENGINEERING DESIGN	28JUL12	

DRAWING NAME
TYAS VGM COMM 12 M DES 1.5

DRAWING NUMBER
13968848

SIZE	DRAWN	SCALE	DATE	SHEET	OF	SHEET
A1-2	411	2/W	2	1 OF 8	8	15 -

13968848