
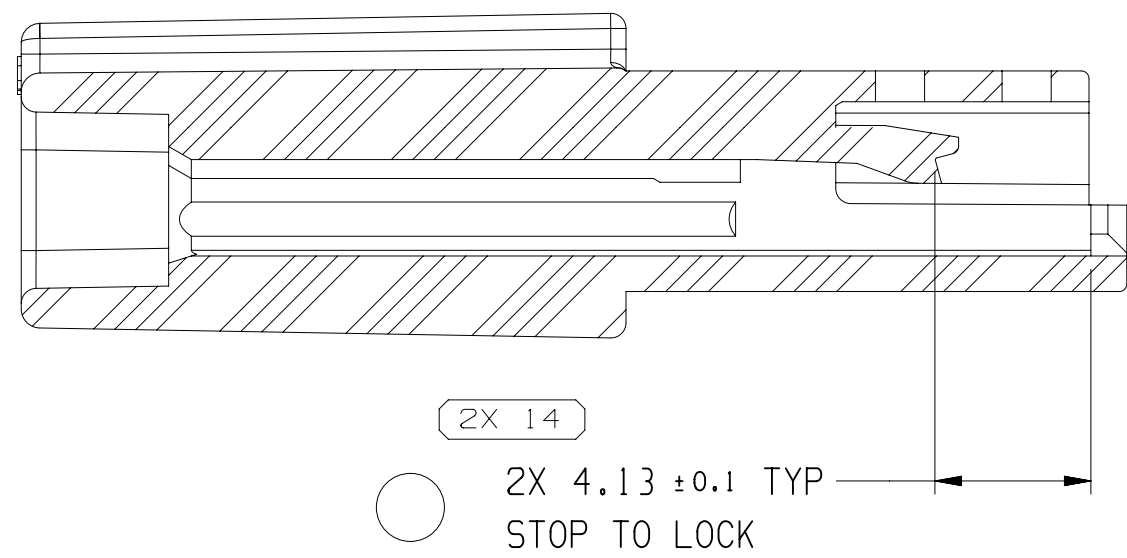
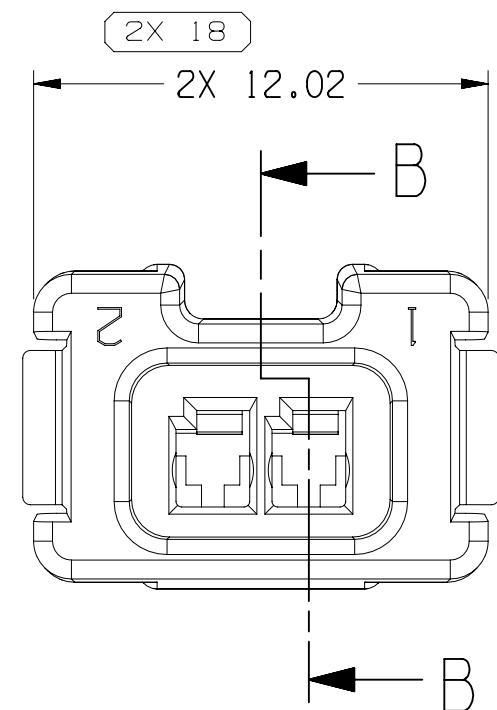
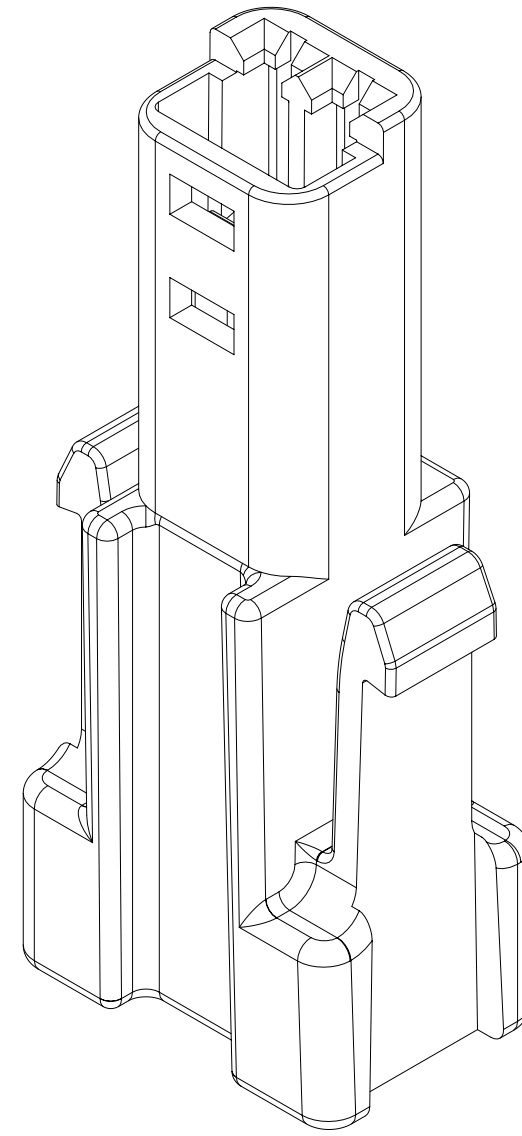
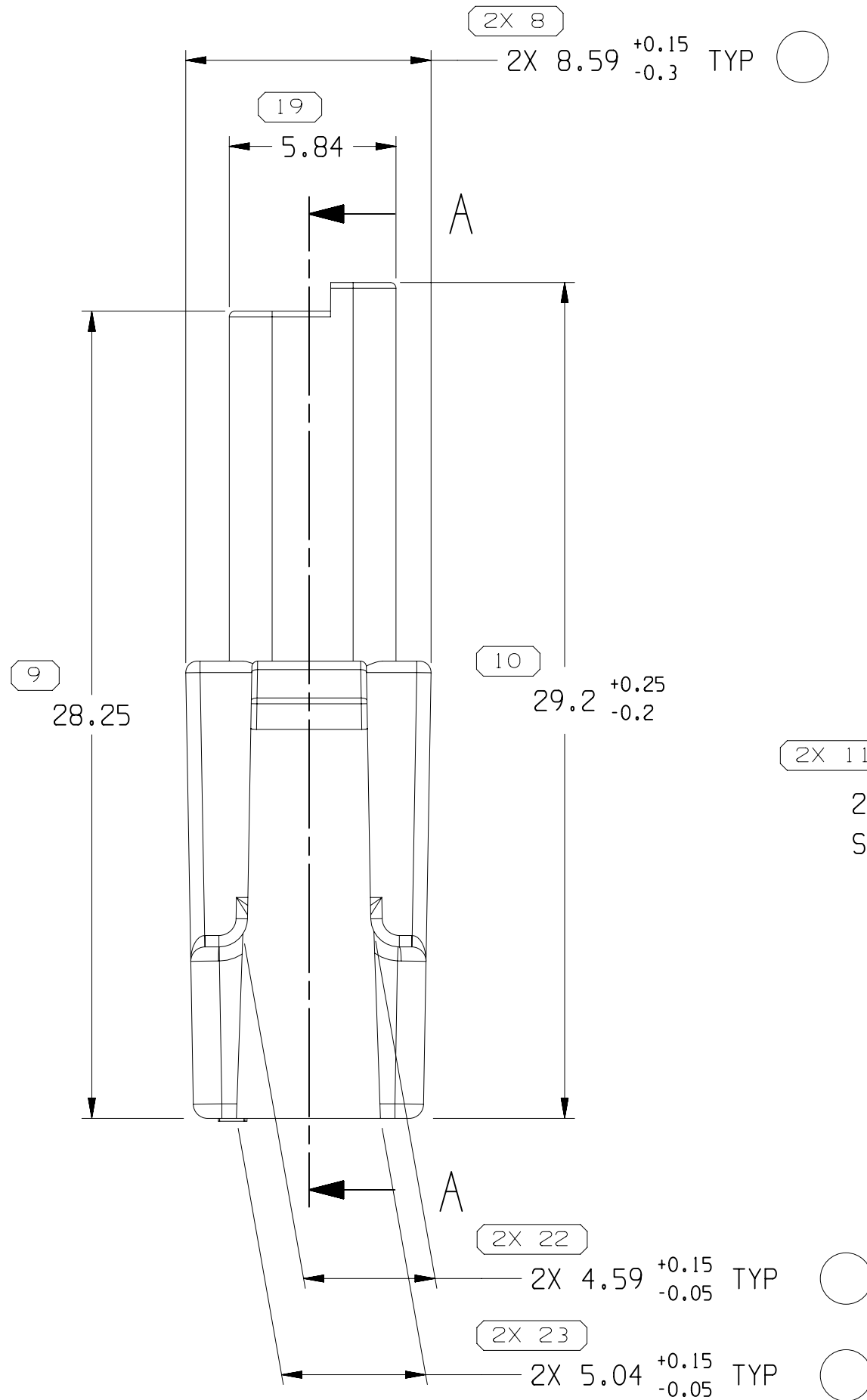
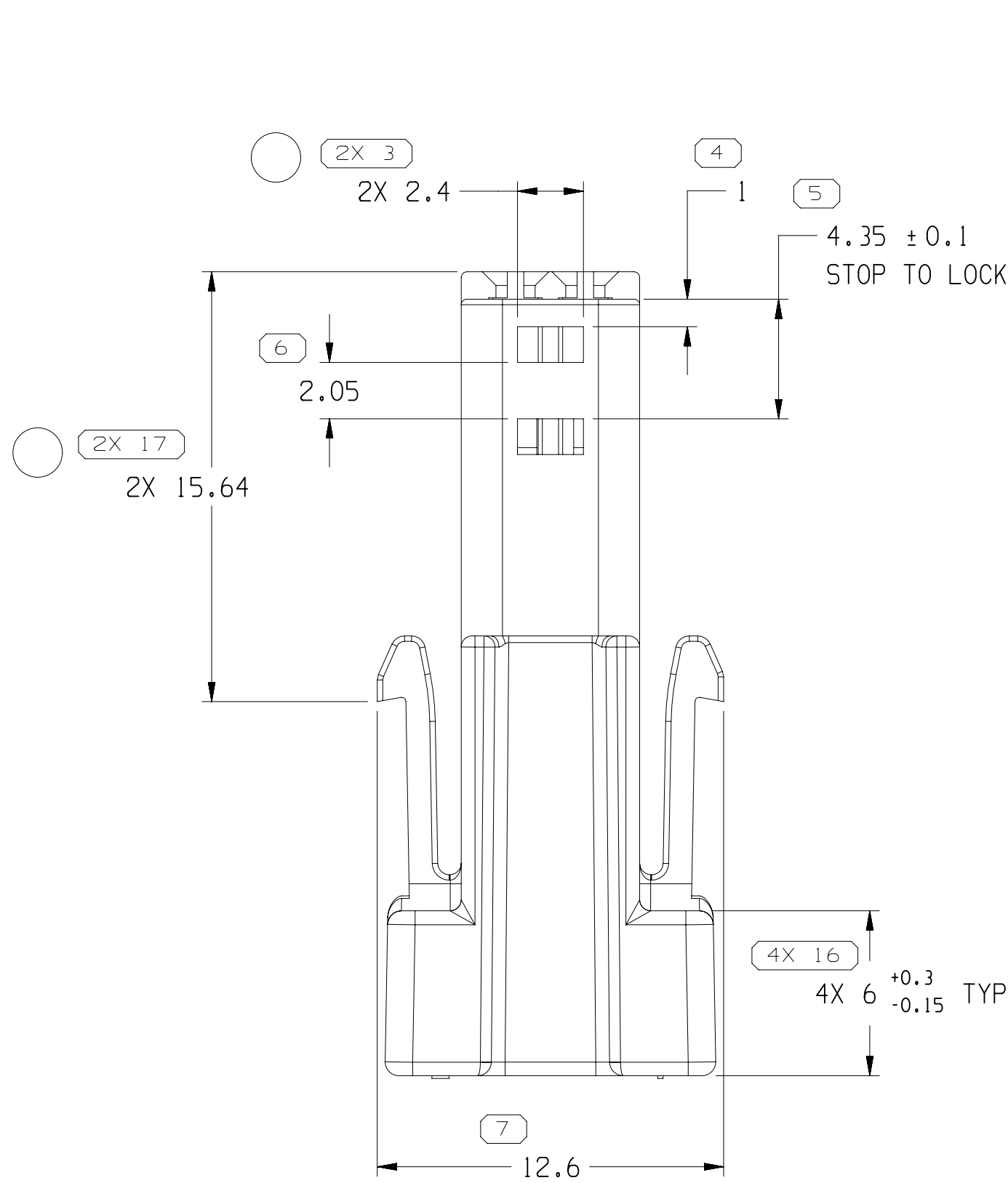
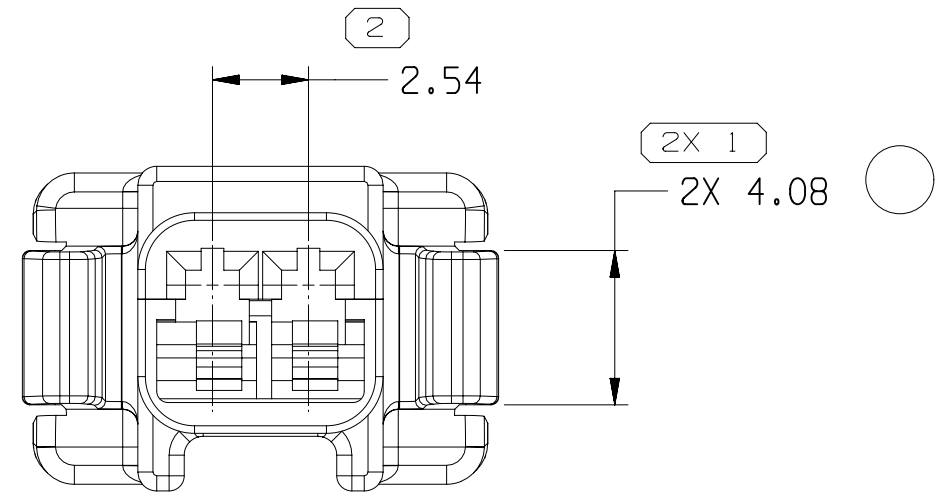


SYMBOL DEFINITION		
A DIMENSION WITHOUT AN INSPECTION REPORT SYMBOL  DOES NOT REQUIRE INSPECTION. IT MAY BE CONTROLLED ON THE INDIVIDUAL COMPONENT DRAWING.	TOTAL NO OF INSPECTIONS REQUIRED	37
	LAST NO. USED	23

MISSING SYMBOLS		DWG STATUS				ZONE	REVISION HISTORY	AUTH	DR	APVD 1	APVD 2
		DATE	STG	REV	N/P	CHG					
NO MISSING SYMBOL NUMBER		30SE10	R	01	-	-	RELEASED	412145	TSH	TSH	RAB
		09FE11	R	01	AA	-	RELOCATED DIM #16 AND REVISED TOLERANCE	413238	ESC	ESC	TM
		22MR11	R	01	AB	-	8.59 +0.15/-0.3 WAS 8.59 AND 29.2 +0.25/-0.2 WAS 29.2	413691	AJP	JVM	TM
		27JL11	R	01	AC	-	ADDED CAVITY NUMBERS	414930	HCG	HCG	TM
		03NO11	R	02	-	-	REVISED CAVITY IDENTIFICATION	416037	CM	CM	TM
		16JA12	R	02	AA	-	ADDED NOTE #4	416755	BCK	BCK	TAM
		15FE12	R	02	AB	-	DRAWING NAME WAS CONN 2 F MICRO HVT 1.2	417071	JEG	JEG	JRV
		17FE21	R	02	AC	-	ADDED DIMS #22, 23, "CAVITY" & "CORPORATE BRAND" NOTES AND UPDATED PLACES IN DIMS (6 PLCS)	553593	JGM	JGM	LES



#### NOTES

- UNLESS OTHERWISE SPECIFIED AND/OR INDICATED:

DIMENSIONS ARE TO FACE OF VIEW SHOWN AND AUTOMATICALLY ROUNDED BY COMPUTER FOR INSPECTION (SEE MATH MODEL FOR PRECISE DIMENSIONS). FOR ALL OTHER DIMENSIONS NOT SHOWN BUT REQUIRED FOR TOOL BUILD, SEE MATH MODEL FOR PRECISE TOOL PATH DATA.

- THIS PRODUCT IS NOT CATEGORIZED AS AN APPEARANCE ITEM, MINOR IMPERFECTIONS INCLUDING, BUT NOT LIMITED TO, FLOW MARKS, COLOR BLEMISHES, GATE VESTIGE, AND SOFT FLASH THAT DO NOT AFFECT THE FIT, FORM, OR FUNCTION OF THE PART ARE PERMISSIBLE PER EANP\_4-3-CS-01-EN.
- FOR APPLICATION DATA SEE THE APPLICATION DRAWING.
- TERMINAL/CONNECTOR INSERTION W/PLR FULLY SEATED IS  $\geq 16.5$  N.
- FOR CAVITY REFER TO ESD S3058702.
- CORPORATE BRAND TO BE APPLIED TO PRODUCT DESIGN PER THE LATEST REVISION OF ESD S1085201.

7	PROCESS SENSITIVE DIMENSION
DIMENSIONS ENCLOSED IN ( ) INDICATE REFERENCE DIMENSIONS AND NO TOLERANCE LIMITS ARE ESTABLISHED	

DIMENSIONAL RANGE (MM)										CHART	ET
FROM	> 0	> 20	> 30	> 70	> 100	> 150	> 200	> 250	> 300		
TO	20	30	70	100	150	200	250	300	400		
TOLERANCE UNLESS OTHERWISE SPECIFIED											
	±0.15	±0.2	±0.3	±0.4	±0.5	±0.6	±0.8	±1	±1.2		
ANGULAR TOLERANCE ±2°											

A LINE DRAWN THROUGH A PART NUMBER INDICATES THAT PHYSICAL PARTS ARE NOT AVAILABLE FOR ORDERING.	
PART NUMBERS THAT DO NOT HAVE A LINE PRESENT INDICATE THAT PHYSICAL PARTS ARE AVAILABLE FOR ORDERING.	
CONTACT APTIV SALES TO ASSURE AVAILABILITY OF PARTS.	
DWG TYPE	
PART DRAWING	
STYLE	
VOLUME (CM) 1.108	DISTR CODE D
UNLESS OTHERWISE SPECIFIED THIS DOCUMENT IS IN ACCORDANCE WITH ASME Y14.5M-1994 AS AMENDED BY THE QM GLOBAL DIMENSIONING AND TOLERANCING ADDENDUM-2001. SEPARATE PATTERNS OF FEATURES MAY BE GAUGED SEPARATELY REGARDLESS OF DATUM REFERENCES.	
ALL DIMENSIONS ARE IN MILLIMETERS	
REFERENCE	
THIRD ANGLE PROJECTION	DO NOT SCALE
USE MATH DATA	NX

<b>• APTIV •</b>	
CONNECTION SYSTEMS	
WARREN, OH	
COPYRIGHT 2010 APTIV. ALL RIGHTS RESERVED.	
THIS DRAWING IS THE PROPERTY OF APTIV AND CONTAINS APTIV CONFIDENTIAL INFORMATION. THE REPRODUCTION, DISTRIBUTION AND UTILIZATION OF THIS DOCUMENT OR ITS RELATED CAD MATH DATA, AS WELL AS COMMUNICATION OF ANY CONTENT TO OTHERS, WITHOUT EXPRESS AUTHORIZATION, IS PROHIBITED.	
DR	DATE
APVD1 THOMAS HUDA	30SE10
APVD2 THOMAS HUDA	30SE10
APVD3 RONALD BALDWIN	01OC10
APVD4	
APVD5	
SUBSTANCES OF CONCERN AND RECYCLED CONTENT PER APTIV 10949001	
MATERIAL M4629012 PLAS PBT GF20 GRA LT	
DRAWING NAME	
CONN 2 F OCS 1.2	
DRAWING NUMBER	
13848934	
SIZE A1	SCALE 5:1
FRAME NO 1 OF 1	SHEET NO 1 OF 1
STG R	REV 02
N/P AC	