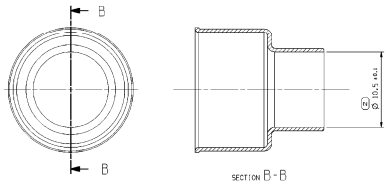
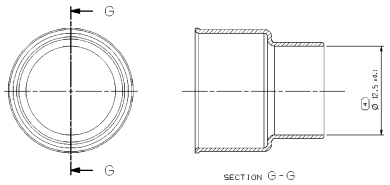
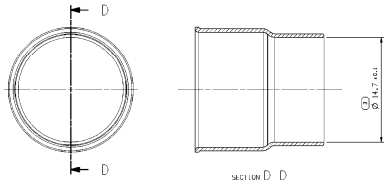
SHIELDING OUTER FURRULE FOR 16 SQMM² CABLE - 33340554



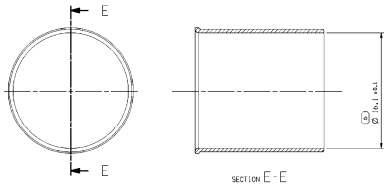
SHIELDING OUTER FURRULE FOR 25 SQMM² CABLE - 35172745



SHIELDING OUTER FURRULE FOR 35 SQMM² CABLE - 35172743



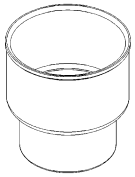
SHIELDING OUTER FURRULE FOR 50 SQMM² CABLE - 33340551

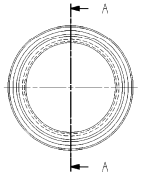


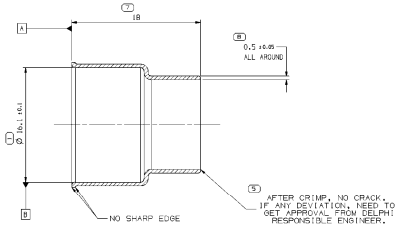
SYMBOL DEFINITION		
A DIMENSION WITHOUT AN INSPECTION REPORT SYMBOL (□) DOES NOT REQUIRE INSPECTION. IT MAY BE CONTROLLED ON THE INDIVIDUAL COMPONENT DRAWING.	TOTAL NO OF INSPECTIONS REQUIRED	8
	LAST NO. USED	8

MISSING SYMBOLS
NO MISSING SYMBOL NUMBER

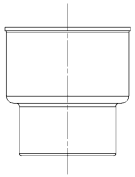
ENG STATUS					ZONE	REVISION HISTORY	AUTH	DR	APVD/APVD
DATE	STR	REQ	N/P	DIR					
18JAN	R	01	-	-	-	CREATED TAXI DRAWING	418642	HWM	WG JAY2







SECTION A-A



NOTES

1. UNLESS OTHERWISE SPECIFIED AND/OR INDICATED:

   DIMENSIONS ARE TO FACE OF VIEW SHOWN AND AUTOMATICALLY ROUNDED BY COMPUTER FOR INSPECTION (SEE MATH MODEL FOR PRECISE DIMENSIONS). FOR ALL OTHER DIMENSIONS NOT SHOWN BUT REQUIRED FOR TOOL BUILD, SEE MATH MODEL FOR PRECISE TOOL PATH DATA.

2. PARTS SHOWN ON THIS DARWING USED IN LAYOUTS SHOWN ON TAXI 33704479.

3. PLATING: NI, 1.5-4 MICROMETER PER ASTM B689, TYPE I, CLASS X.

4. PART HAS TO BE DELIVERED DEGREASED.

5. PART MUST BE WATERPROOF PACKING.

6. PARTS MUST BE FREE OF CRACKS.

7. ONLY RECOMMENDED CABLE ACC. TO LV216-2. CABLE SIZE: 16/25/35/50 MM² PER WA371 VALIDATED. ALL OTHER CABLE SUPPLIERS / CABLE SIZES MUST BE VALIDATED.

8. RAW MATERIAL SHOULD BE 24% IACS MIN.

PART NO	REV	N/P	DESCRIPTION	MATERIAL	VOLUME (CM³)	CABLE OD (MM)
33340551	01	-	SHIELDING OUTER FERRULE FOR 50 MM² CABLE	COPPER ALLOY	0.4717	10.2 ±0.1
35172743	01	-	SHIELDING OUTER FERRULE FOR 35 MM² CABLE	COPPER ALLOY	0.4598	12.2 ±0.1
35172745	01	-	SHIELDING OUTER FERRULE FOR 25 MM² CABLE	COPPER ALLOY	0.4642	14.1 ±0.1
33340554	01	-	SHIELDING OUTER FERRULE FOR 16 MM² CABLE	COPPER ALLOY	0.4641	15.8 ±0.1

THE DRAWN TERMINAL PART NUMBER INDICATES THAT PHYSICAL PARTS ARE NOT AVAILABLE FOR ORDERING.

PART NUMBERS THAT OR NOT HAVE A LINE PRESENT INDICATE THAT PHYSICAL PARTS ARE AVAILABLE FOR ORDERING.

CONTACT DELPHI SALES TO VERIFY AVAILABILITY OF PARTS.

DRAWING TYPE: PART DRAWING

STYLE

VOLUME (CM³): SEE CHART

SHEET SIZE:

UNLESS OTHERWISE SPECIFIED

DATA ACCORDING TO IS INTERCHANGED WITH ISO 1101 AND ASME Y14.5M. ALL DIMENSIONS AND TOLERANCES ARE ACCORDING TO ISO 1101 AND ASME Y14.5M. FEATURES NOT DIMENSIONED OR TOLERANCED ARE NOT CONTROLLED BY THIS DRAWING.

ALL DIMENSIONS ARE IN MILLIMETERS

PROCESS DIRECTIVE DRAWING

DIMENSIONS AND LIMITS ARE IN ACCORDANCE WITH ISO 1101 AND ASME Y14.5M. ALL DIMENSIONS ARE IN MILLIMETERS

DIMENSIONAL RANGE (MM)	CLASS C
FROM	TO
0	>12

TOLERANCE LIMITS FOR DIMENSIONS SPECIFIED AS:	
MAX	MIN
ABSOLUTE TOLERANCE ±0.1	

THIRD ANGLE PROJECTION

DO NOT SCALE

USE MATH DATA

NX

REFERENCE

MATERIAL: SEE CHART

SUBSTANCES OF CONCERN AND RECYCLED

COPYRIGHT FOR DELPHI (EMMEDI)

DELPHI

DELPHI PHOMO ELECTRICAL/ELECTRONIC ARCHITECTURE

COPYRIGHT 2018 DELPHI AUTOMOTIVE SYSTEMS LLC
ALL RIGHTS RESERVED.

THIS DRAWING IS THE PROPERTY OF DELPHI CORPORATION AND CONTAINS DISTINCT CONFIDENTIAL INFORMATION. IT MAY NOT BE USED OR DISCLOSED EXCEPT AS MAY BE EXPRESSLY AUTHORIZED IN WRITING BY DELPHI. ANY REPRODUCTION IN PART OR AS A WHOLE WITHOUT THE WRITTEN PERMISSION OF DELPHI IS PROHIBITED.

DR		
APVD1	HUIMEI HUANG	18JAN
APVD2	WENQIU JIANG	18JAN
APVD3	ANYANG ZHANG	18JAN
APVD4		
APVD5		

DRAWING NAME: TAXI TERM FERRULE NI

DRAWING NUMBER: 33340550

SIZE	SCALE	FRAME NO	SHEET NO	QTY	REV	N/P
A0	5:1	1 OF 1	1 OF 1	1	R	01 -