SYMBOL DEFINITION		
A DIMENSION WITHOUT AN INSPECTION REPORT SYMBOL [ ] DOES NOT REQUIRE INSPECTION. IT MAY BE CONTROLLED ON THE INDIVIDUAL COMPONENT DRAWING.	TOTAL NO OF INSPECTIONS REQUIRED	11
	LAST NO. USED	11

MISSING SYMBOLS

NO MISSING SYMBOL NUMBER

DWG STATUS DATE	STS	REC	N/P	CHG	ZONE	REVISION HISTORY	AUTH	DR	APVD 1	APVD 2
03JL12	R	01	-	-	-	RELEASED - ALL PARTS	418748	CFH	MMC	MMC
11DE12	R	02	-	-	-	REVISED CONN	420752	CFH	RRC	CFH
01AU14	R	03	-	-	-	33145080 WAS 13954931 & 33145170 WAS 13960969	427197	CFH	CFH	CFH
05AU14	R	04	-	-	-	ALL PARTS - REVISED GRAPHICS	427239	CFH	CFH	CFH

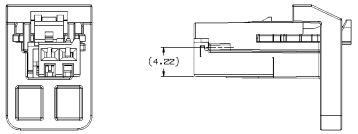

TYPE 102
SAME AS TYPE 101
EXCEPT AS SHOWN

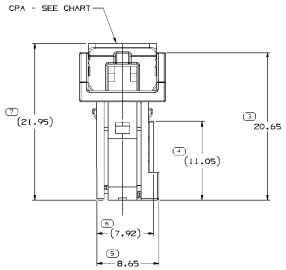

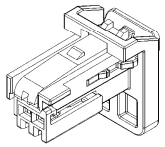

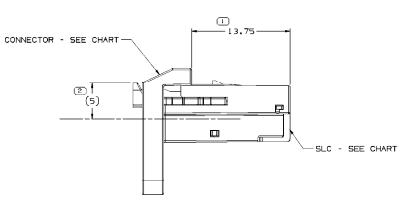

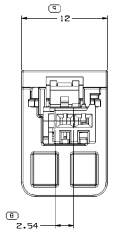

TYPE 101

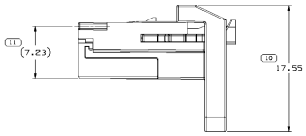

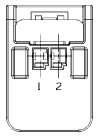

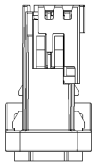

NOTES

1. UNLESS OTHERWISE SPECIFIED AND/OR INDICATED:

   DIMENSIONS ARE TO FACE OF VIEW SHOWN AND AUTOMATICALLY ROUNDED BY COMPUTER FOR INSPECTION (SEE MATH MODEL FOR PRECISE DIMENSIONS). FOR ALL OTHER DIMENSIONS NOT SHOWN BUT REQUIRED FOR TOOL BUILD, SEE MATH MODEL FOR PRECISE TOOL PATH DATA.

2. THIS PRODUCT IS NOT CATEGORIZED AS AN APPEARANCE ITEM. MINOR IMPERFECTIONS INCLUDING, BUT NOT LIMITED TO, FLOW MARKS, COLOR BLEMISHES, GATE VESTIGE, AND SOFT FLASH THAT DO NOT AFFECT THE FIT, FORM, OR FUNCTION OF THE PART ARE PERMISSIBLE PER DPNP-4.7-CS-01.

3. FOR APPLICATION DATA SEE THE INDIVIDUAL APPLICATION DRAWINGS.

PART NO	REV	N/P	TYPE	CONNECTOR	SLC	CPA
33145170	01	AA	102	13960968	13954933	13947024
33145080	01	AA	101	13954932	13954933	13947024

A THIS DRAWING REPRESENTS A PART NUMBER WHICH MAY PHYSICAL PARTS ARE NOT AVAILABLE FOR ORDERING.

PART NUMBERS THAT DO NOT HAVE A LINE PRESENT INDICATE THAT PHYSICAL PARTS ARE AVAILABLE FOR ORDERING.

CONTACT DELPHI SALES TO ASSURE AVAILABILITY OF PARTS.

DWG TYPE: PART DRAWING

STYLE

VOLUME (CM³) | SCREW CONN

UNLESS OTHERWISE SPECIFIED

THIS DRAWING IS IN ACCORDANCE WITH ISO/IEC 11179-3 AND ISO/IEC 11179-5 AND CONTAINS DELPHI TECHNICAL INFORMATION. DISCLOSURE, REPRODUCTION, DISTRIBUTION OR RETURNING ANY DELPHI DRAWING WITHOUT WRITTEN AUTHORIZATION IS PROHIBITED.

(N/A) PROCESS INSPECTION STANDARDS: DIMENSIONS ENG-2003 AT 2.5 INSPECTS ENG-2003 AT 2.5 INSPECTS ENG-2003 AT 2.5 INSPECTS

ALL DIMENSIONS ARE IN MILLIMETERS

REFERENCE

| DIMENSIONAL TOLERANCE | | |