SYMBOL DEFINITION		
A DIMENSION WITHOUT AN INSPECTION REPORT SYMBOL (□) DOES NOT REQUIRE INSPECTION. IT MAY BE CONTROLLED ON THE INDIVIDUAL COMPONENT DRAWING.	TOTAL NO OF INSPECTIONS REQUIRED	8
	LAST NO. USED	8

MISSING SYMBOLS
NO MISSING SYMBOL NUMBER

DWG STATUS					ZONE	REVISION HISTORY	AUTH	DR	APVD	APVD
DATE	STR	REC	N/P	DIB					1	2
18JA18	R	01	-	-	-	CREATED TAXI DRAWING	4386-42	WANG	WU	JAY2

SHIELDING OUTER FURRULE FOR 16 SQMM² CABLE - 33340554

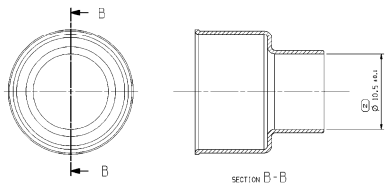

SHIELDING OUTER FURRULE FOR 25 SQMM² CABLE - 35172745

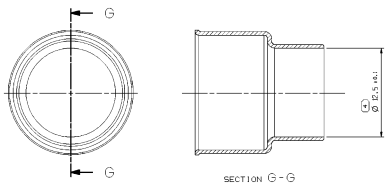

SHIELDING OUTER FURRULE FOR 35 SQMM² CABLE - 35172743

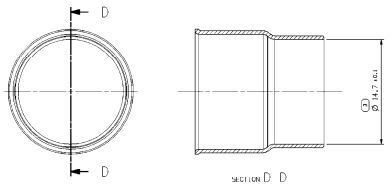

SHIELDING OUTER FURRULE FOR 50 SQMM² CABLE - 33340551

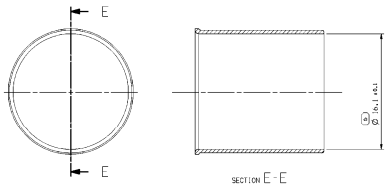

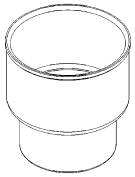

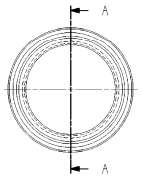

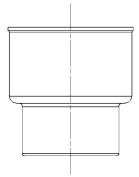

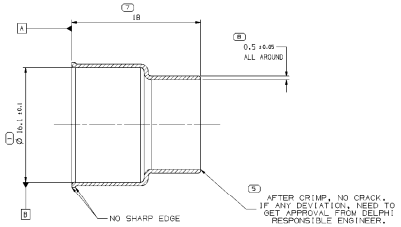

SECTION A - A

NOTES

1. UNLESS OTHERWISE SPECIFIED AND/OR INDICATED:

   DIMENSIONS ARE TO FACE OF VIEW SHOWN AND AUTOMATICALLY ROUNDED BY COMPUTER FOR INSPECTION (SEE MATH MODEL FOR PRECISE DIMENSIONS). FOR ALL OTHER DIMENSIONS NOT SHOWN BUT REQUIRED FOR TOOL BUILD, SEE MATH MODEL FOR PRECISE TOOL PATH DATA.

2. PARTS SHOWN ON THIS DRAWING USED IN LAYOUTS SHOWN ON TAXI 33390479.

3. PLATING: Ni, 1.5-4 MICROMETER PER ASTM B689, TYPE1, CLASS X.

4. PART HAS TO BE DELIVERED DEGREASED.

5. PART MUST BE WATERPROOF PACKING.

6. PARTS MUST BE FREE OF CRACKS.

7. ONLY RECOMMENDED CABLE ACC. TO LV216-2.
   CABLE SIZE: 16/25/35/50 MM² PER WA371 VALIDATED.
   ALL OTHER CABLE SUPPLIERS / CABLE SIZES MUST BE VALIDATED.

8. RAW MATERIAL SHOULD BE 24% IACS MIN.

PART NO	REV	N/P	DESCRIPTION	MATERIAL	VOLUME (CM³)	CABLE OD (MM)
33340551	01	-	SHIELDING OUTER FERRULE FOR 50 MM² CABLE	COPPER ALLOY	0.4717	10.2 ±0.1
35172743	01	-	SHIELDING OUTER FERRULE FOR 35 MM² CABLE	COPPER ALLOY	0.4598	12.2 ±0.1
35172745	01	-	SHIELDING OUTER FERRULE FOR 25 MM² CABLE	COPPER ALLOY	0.4642	14.5 ±0.1
33340554	01	-	SHIELDING OUTER FERRULE FOR 16 MM² CABLE	COPPER ALLOY	0.4641	15.8 ±0.1

PROCESS INSPECTION STANDARD: REFERENCE

DIMENSIONS ENCLOSED IN ( ) HAVE NO TOLERANCE AND ARE TO BE TAKEN AS BASIC UNLESS OTHERWISE SPECIFIED.

DIMENSIONAL RANGE (MM)	SHORT	LONG
FROM	0	>10
TO	10	
TOLERANCE UNLESS OTHERWISE SPECIFIED (±)	0.05	0.1

FINISH TOLERANCE ±0.

THIRD ANGLE PROJECTION

DO NOT SCALE

USE MATH DATA

NX

THE DRAWING FORMATS / FORM NUMBER INDICATED THAT PHYSICAL PARTS ARE NOT AVAILABLE FOR ORDERING.

PART NUMBERS THAT DO NOT HAVE A LINE PREFIXED (MODE/S) THAT PHYSICAL PARTS ARE AVAILABLE FOR ORDERING.

CONTACT ORLEANS SALES TO ASSURE AVAILABILITY OF PARTS.

DWG TYPE: PART DRAWING

STYLE:

VOLUME (CM³): SEE CHART

SCREW DWG:

UNLESS OTHERWISE SPECIFIED

THIS DOCUMENT IS IN ACCORDANCE WITH ISO/IEC 17025:2005 AND ISO 9001:2008 AND ISO/TS 16949:2009 TELEMATICS MECHANICAL PARTS. ELECTRONIC FUTURING OF FEATURES MAY BE DONE DEPENDING PROPRIETARY SYSTEM REFERENCE.

ALL DIMENSIONS ARE IN MILLIMETERS

MATERIAL: SEE CHART

DRAWING NAME: TAXI TERM FERRULE N1

DRAWING NUMBER: 33340550

SIZE	SCALE	FRAME NO	SHEET NO	QTY	REV	NOP
A0	5:1	1	1 OF 1	1 OF 1	R 01	-

DELPHI

DELPHI PROPRIETARY ELECTRONICS ARCHITECTURE

SYMBOL 24
COPYRIGHT 2018 DELPHI AUTOMOTIVE SYSTEMS LLC
ALL RIGHTS RESERVED.

THIS DRAWING IS THE PROPERTY OF DELPHI CORPORATION AND CONTAINS DETAILED TOPOGRAPHICAL INFORMATION OF DELPHI CORPORATION. THIS DRAWING IS TO BE USED FOR DELPHI PURPOSES ONLY. IT IS NOT TO BE USED FOR OTHER PURPOSES, OR REPRODUCED IN ANY FORMAT TO OTHERS, WITHOUT EXPRESS AUTHORIZATION, IN WRITING.

		DATE
DR		
APVD1	HUIWEI HUANG	18JA18
APVD2	METIQUO JIANG	18JA18
APVD3	ANYANG ZHANG	18JA18
APVD4		
APVD5		

SUBSTANCES OF CONCERN AND RECYCLED
COPYCOP FOR DELPHI (EMAIL)