SYMBOL DEFINITION		
A DIMENSION WITHOUT AN INSPECTION REPORT SYMBOL (_) DOES NOT REQUIRE INSPECTION. IT MAY BE CONTROLLED ON THE INDIVIDUAL COMPONENT DRAWING.	TOTAL NO OF INSPECTIONS REQUIRED	22
	LAST NO. USED	17

MISSING SYMBOLS
NO MISSING SYMBOL NUMBER

DWG STATUS DATE	STA	REC	N/P	CHG	TOME	REVISION HISTORY	AUTH	DR	APVD 1	APVD 2
16APR02	R	B5	-	-	-	MAT'L SPEC WAS R0271369 PA66 HS 1M GRN LT, ADDED LABELS 13 PLCS) AND ADDED DIM 12 PLCS)	22J9J5	RVP	RVP	GMC
12JUL03	R	B6	-	-	-	UPDATED PDM ATTRIBUTES	24461J	CMZ	CMZ	GM
04OCT03	R	B7	-	-	-	UPDATED PDM ATTRIBUTES	24696J	HAM	HAM	TM
05JAN12	R	B8	-	-	-	2X R (0.75) WAS 2X R 0.75 +1.45/-4.75 OPTIONAL DUE TO GATE AND UPDATED ALL REVISION SYMBOLS	41841J	JVM	GEM	GEM

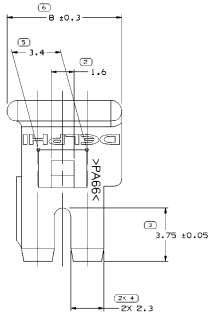

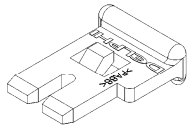

8
RIB CAN BE VERTICALLY POSITIONED ANYWHERE ALONG THE 1.15 THICKNESS OF TPA FINGER.

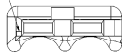

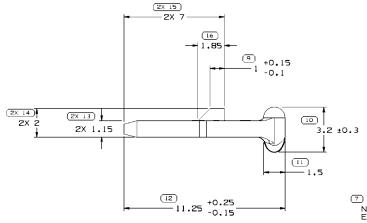

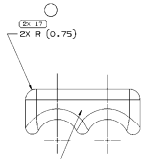

7
NO GATES PROTUSIONS OR SHARP EDGES ALLOWED ON THIS SURFACE.

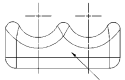

1
ANY GATES ON THIS SURFACE MUST NOT EXCEED HEIGHT OF 0.1 MM AND MUST BE SOFT TO THE OPERATOR CONTACT (NO SHARP EDGES OR POINTS ALLOWED).

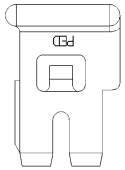

OPTIONAL CONSTRUCTION

NOTES

1. UNLESS OTHERWISE SPECIFIED AND/OR INDICATED:
   DIMENSIONS ARE TO FACE OF VIEW SHOWN AND AUTOMATICALLY ROUNDED BY COMPUTER FOR INSPECTION (SEE MATH MODEL FOR PRECISE DIMENSIONS). FOR ALL OTHER DIMENSIONS NOT SHOWN BUT REQUIRED FOR TOOL BUILD, SEE MATH MODEL FOR PRECISE TOOL PATH DATA.
2. THIS PART IS NOT CONTROLLED FOR AUTOMATIC FEEDING.
3. MATERIAL RECYCLING CODE PER ISO 11469. (2.3)X(0.1) CHARACTERS AS SHOWN TO BE LOCATED ON ANY EXTERIOR SURFACE. OPTIONAL CONSTRUCTION TO BE NO MATERIAL RECYCLING CODE.
4. MATING COMPONENTS OR EQUIVALENT:
   CONNECTOR 12047662, 12047785
5. (2.3)X(0.1) RAISED DELPHI CORPORATE BRAND TO BE LOCATED ON ANY EXTERIOR SURFACE. PREFERABLY VISIBLE AT FINAL ASSEMBLY. OPTIONAL CONSTRUCTION TO BE "PBD" OR NO LOGO.
6. THIS PRODUCT IS NOT CATEGORIZED AS AN APPEARANCE ITEM, MINOR IMPERFECTIONS INCLUDING, BUT NOT LIMITED TO, FLOW MARKS, COLOR BLEMISHES, GATE VESTIGE, AND SOFT FLASH THAT DO NOT AFFECT THE FIT, FORM, OR FUNCTION OF THE PART ARE PERMISSIBLE PER DPNP-4.7-C5-01.

THE DRAWING TEMPLATE FORM NUMBER (MB-0270) THAT PREVIOUS PARTS WERE NOT AVAILABLE FOR ORDERING.
PART NUMBERS THAT DO NOT HAVE A LINE PRESENT (MEDIA'S) THAT PHYSICAL PARTS ARE AVAILABLE FOR ORDERING.
CONTACT ORLANDO SALES TO ASSURE AVAILABILITY OF PARTS.

DWG TYPE: PART DRAWING

STYLE:

VOLUME (CM³): 0.085

SURFACE (CM²):

UNLESS OTHERWISE SPECIFIED
THIS DOCUMENT IS TO ACCOMPANIES WITH CODE 1A-1M (PPA 1A-1M) AND 1A-1N (PPA 1A-1N) DELIVERY SCHEDULE. ELECTRONIC FILE FORMAT OF FEATURES 001 BY DHDS SOFTWARE(1) PROPRIETARY SYSTEM REFERENCED.

ALL DIMENSIONS ARE IN MILLIMETERS

REFERENCE

C12 PROCESS INSPECTION STANDARDS
DIMENSIONS INCLUDE ANY 2 SIGMA/CT
DIMENSIONS INCLUDE ANY 2 SIGMA TOLERANCE
UNITS ARE DEVELOPMENT

| DIMENSIONAL RANGE | | |