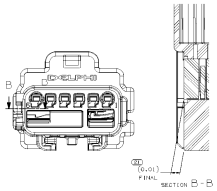
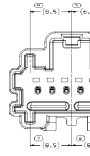


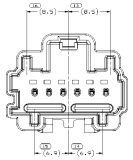
TYPE 104
SAME AS TYPE 101
EXCEPT AS SHOWN



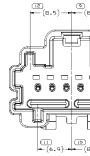
DELIVERY CONDITION TO
VEHICLE PLANT
FLS FINAL POSITION AFTER TERMINALS



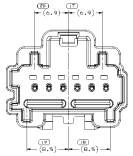
TYPE 103
SAME AS TYPE 101
EXCEPT AS SHOWN



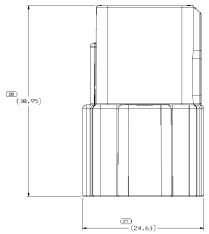
TYPE 106
SAME AS TYPE 101
EXCEPT AS SHOWN

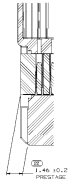


TYPE 107
SAME AS TYPE 101
EXCEPT AS SHOWN



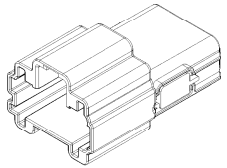
TYPE 105
SAME AS TYPE 101
EXCEPT AS SHOWN

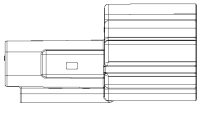


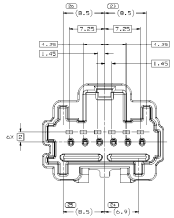


SECTION A-A

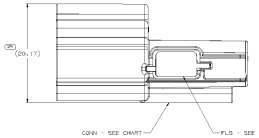
DELIVERY CONDITION TO
WIRE ASSEMBLY PLANT
FLS PRE STAKED POSITION BEFORE TERMINALS





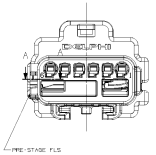


TYPE 101

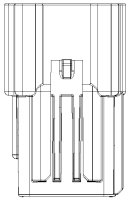


CONN - SEE CHART

FLS - SEE CHART



PRE-STAGE FLS



SYMBOL DEFINITION		MISSING SYMBOLS
A DIMENSION WITHOUT AN INSPECTION REPORT SYMBOL (___) DOES NOT REQUIRE INSPECTION. IT MAY BE CONTROLLED ON THE INDIVIDUAL COMPONENT DRAWINGS.	TOTAL NO OF INSPECTIONS REQUIRED: 219	NO MISSING SYMBOL NUMBER
	LAST NO. USED 1680 219	

DRL STATUS					REVISION HISTORY	NCR	BY	APVD BY
DATE	DETAILING	CHK						
30JAN06	R	B1	-	-	ALL PARTS RELEASED	429978	TA	TH MAL
09AUG10	R	B2	-	-	ALL PARTS - UPDATED CONN & FLS TO LATEST REVISIONS	935784	RMK	ANDAL SL
22APR16	R	B3	-	-	ALL PARTS - UPDATED CONN AND FLS	432291	GSD	ESCHAL
17APR18	R	B4	-	-	ALL PARTS - ADDED "TERMINAL INSERTION FORCE INTO CONNECTOR WITH SECONDARY LOCK NOTED FOR CABLE 7-10 MM2 TERMINAL & FULLY SEAT AND LOCK AT MINIMUM FORCE OF 32N." AND "INDEPENDENT SECONDARY LOCK RETENTION FORCE OF SEALED ISL 50N MAXIMUM." AND "PRESTAGE SECONDARY LOCK INSERTION 50N MAXIMUM."	438674	MJC	ANDAL
17JAN19	R	B5	-	-	ALL PARTS - UPDATED CONN AND SECONDARY CAP TO LATEST REVISION LEVEL.	439612	MJC	KEVAN
10DEC19	R	B6	-	-	JUSTIN/ALST. JUSTIN/ - UPDATED PSH FITMENTED	434989	KRK	KRAUL

	7.25-529	04	AA	ON	7.25-529	7.25-521			
	1-924529	04	AA	ON	1-924529	1-924521			
	1-924529	04	-	ON	1-924529	1-924521			
	7.25-529	04	-	01	7.25-529	7.25-521			
	1-924529	04	-	01	1-924529	1-924521			
	PART NO	REV	SUP	TYPE	CONN	FLS			

NOTES:

1. UNLESS OTHERWISE SPECIFIED AND/OR INDICATED:
 DIMENSIONS ARE TO FACE OF VIEW SHOWN AND AUTOMATICALLY ACQUIRED BY COMPUTER FOR INSPECTION. DIMENSIONS ARE NOMINAL. TOLERANCES ARE ±0.1 MM. OTHER DIMENSIONS NOT SHOWN BUT REQUIRED FOR TOOL BUILD, SEE MATH MODEL FOR PRECISE TOOL PATH DATA.
2. FOR APPLICATION DATA SEE THE INDIVIDUAL APPLICATION DRAWINGS.
3. TERMINAL INSERTION FORCE INTO CONNECTOR WITH SECONDARY LOCK NOTED FOR CABLE 7-10 MM² TERMINAL & FULLY SEAT AND LOCK AT MINIMUM FORCE OF 32N.
4. INDEPENDENT SECONDARY LOCK RETENTION CAPABILITY(PRE-LOCK TO FINAL LOCKED WITHOUT TERMINALS)50N MINIMUM.
5. INDEPENDENT SECONDARY LOCK RETENTION FORCE OF SEALED ISL 50N MAXIMUM.
6. PRESTAGE SECONDARY LOCK INSERTION 50N MAXIMUM.

DELPHI

TAXI ASK CONN 6 W OCS 1.2

33257502

33257502