SYMBOL DEFINITION		
A DIMENSION WITHOUT AN INSPECTION REPORT SYMBOL [ ] DOES NOT REQUIRE INSPECTION. IT MAY BE CONTROLLED ON THE INDIVIDUAL COMPONENT DRAWING.	TOTAL NO OF INSPECTIONS REQUIRED	23
	LAST NO. USED	8

MISSING SYMBOLS
NO MISSING SYMBOL NUMBER

DWG STATUS DATE	STS	REC	H/P	CHG	TCHE	REVISION HISTORY	AUTH	DR	APVD 1	APVD 2
17AU01	R	01		-	-	WAS PE0802995 & RELEASED	212995	EES	JMP	MJC
22AU01	R	02		-	-	6.04 WAS 5.95, 30.09 WAS 29.97, 11.4 WAS 10.94	213573	CJP	CJP	MJC
11SE01	R	03		-	-	ADDED APPROCH ANGLE TO LOCK ARMS	214289	WRB	BRB	MJC
11DE01	R	03		AA	-	ADDED 5X 5.6, PSD WAS 6	218634	CJP	CJP	MC
09DE03	R	03		AB	-	2X 6.04 +0.15/-0.3 WAS 2X 6.04; 30.09 +0.2/-0.5 WAS 30.39	249833	KDK	KDK	MC
12MR12	R	03		AC	-	UPDATE GRAPHICS	417318	JRV	TRE	JRV
21MT12	R	03		AD	-	REV 03AC WAS 04 PER AUTH NUMBER 417318 AND REVISED GRAPHICS	418211	AHG	JVM	JRV

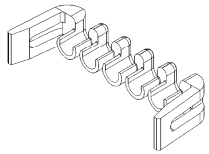

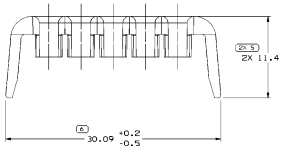

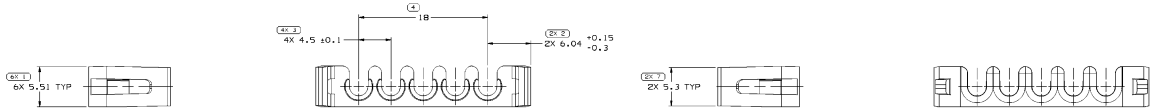

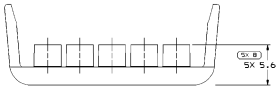

NOTES

1. UNLESS OTHERWISE SPECIFIED AND/OR INDICATED:
   DIMENSIONS ARE TO FACE OF VIEW SHOWN AND AUTOMATICALLY ROUNDED BY COMPUTER FOR INSPECTION (SEE MATH MODEL FOR PRECISE DIMENSIONS). FOR ALL OTHER DIMENSIONS NOT SHOWN BUT REQUIRED FOR TOOL BUILD, SEE MATH MODEL FOR PRECISE TOOL PATH DATA.
   ALL RADII 0.4
   DRAFT IS 1° ON ALL OUTSIDE SURFACES
   LIKE CAVITIES ARE IDENTICAL
   LOCKING FEATURES ARE IDENTICAL
2. TOOL CAVITY IDENTIFICATION SHOULD BE LOCATED AS CLOSE TO THE GATE AS POSSIBLE.
3. MATING COMPONENTS OR EQUIVALENT:
   CONNECTOR 15395203 & 15395204
4. THIS PRODUCT IS NOT CATEGORIZED AS AN APPEARANCE ITEM. MINOR IMPERFECTIONS INCLUDING, BUT NOT LIMITED TO, FLOW MARKS, COLOR BLEMISHES, GATE VESTIGE, AND SOFT FLASH THAT DO NOT AFFECT THE FIT, FORM, OR FUNCTION OF THE PART ARE PERMISSIBLE PER DPNP-4.7-CS-01.

PROPRIETARY: THE DRAWN TURBELLY FORM SHOWN HEREIN IS THAT PHYSICAL PARTS ARE NOT AVAILABLE FOR GREENING.
PART NUMBERS THAT DO NOT HAVE A LINE PRESENT INDICATE THAT PHYSICAL PARTS ARE AVAILABLE FOR GREENING.
CONTACT DELPHI SALES TO ASSURE AVAILABILITY OF PARTS.

DWG TYPE: PART DRAWING

STYLE: QMT-360

VOLUME (IN³): 0.382

DESIGN CONC:

UNLESS OTHERWISE SPECIFIED
THIS DRAWING IS IN ACCORDANCE WITH ASME Y14.5M-1994 UNLESS OTHERWISE SPECIFIED. DELPHI ELECTRONICS HOLDINGS CORP. REGARDS PATENTS OR PATENTED DESIGNS AS FEATURES ONLY BEYOND REPRAVITELY REASONABLE DF SKILL REFERENCED.

ALL DIMENSIONS ARE IN MILLIMETERS

REFERENCE

(B) PROCESS INSPECTION STANDARDS

DIMENSIONS INCLUDE ANY Z 1.1993/ISO/1101 GEOMETRICAL TOLERANCE AS TOLERANCE LIMITS ARE DEFINED.

| DIMENSIONAL RANGE | | |