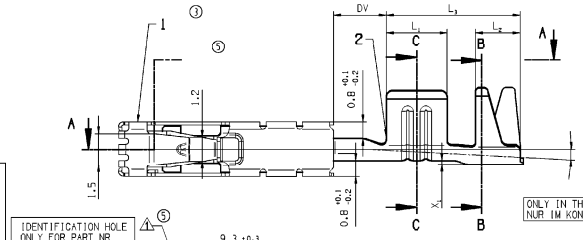
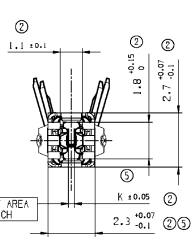
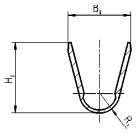
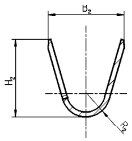
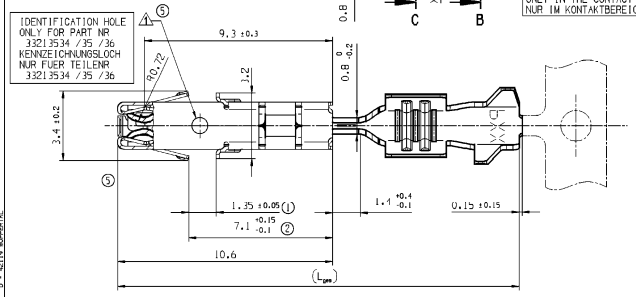
DV ± 0.4	X_1	L_{pin}	K ± 0.05	L_1 ± 0.3	L_2 ± 0.2	L_3 ± 0.2	D_1	C_2 ± 0.05	C_1 ± 0.05	P_3 ± 0.1	P_2 ± 0.1	P_1 ± 0.1	H_3 ± 0.2	H_2 ± 0.2	H_1 ± 0.2	B_3 ± 0.2	B_2 ± 0.2	B_1 ± 0.2	MAT-THICKNESS BANDDICKE	SURFACE OBERFLAECHE	MATERIAL WERKSTOFF	STRENGHT N/MM² FESTIGKEIT	CABLE-TYPE LTG.-TYP	CROSS SECTION QUERSCH.	CAVITY NORM/KAMMER	VERSION AUSFUEHR.	POS.	SINGLE / EINZELTEIL PART-NO.	ASSEMBLY / ZUSAMMENBAU PART-NO.	PART-REV	DATE DATUM
2.6	0.2	19.8	0.3	6.6	2.2	3	.	9.0	7.5 (2)	.	1.2	1.0	.	3.8	3.45	.	3.75	3.1	0.25±0.03	fSn3	CuFe2	530-570	.	1.0-1.5	.	UNSEALED	2	15432232	15432233	03	11JA06
																			0.15±0.02	-	X10CrNiS18 9	1500-1650					1	15432206			
2.6	0.2	19.8	0.3	6.6	2.2	3	.	7.7	5.55 (2)	.	1.15	0.85	.	3.3	2.6	.	3.1	2.4	0.25±0.03	fSn3	CuFe2	530-570	.	0.5-1.0	.	UNSEALED	2	15432234	15432235	03	11JA06
																			0.15±0.02	-	X10CrNiS18 9	1500-1650					1	15432206			
3.5	0.2	19.8	0.3	5.7	2.0	2.5	.	5.5	3.8	.	0.8	0.65	.	2.3	1.7	.	2.3	1.8	0.25±0.03	fSn3	CuFe2	530-570	.	0.22-0.35	.	UNSEALED	2	15432236	15432237	03	11JA06
																			0.15±0.02	-	X10CrNiS18 9	1500-1650					1	15432206			
2.6	0.2	19.8	0.3	6.6	1.6	3	.	8.35	5.8	.	1.15	0.85	.	3.7	2.6	.	3.4	2.4	0.25±0.03	fSn3	CuFe2	530-570	.	0.35+0.35 / 0.5+0.5	.	UNSEALED	2	15432230	15432231	03	11JA06
																			0.15±0.02	-	X10CrNiS18 9	1500-1650					1	15432206			
2.6	0.2	19.8	0.3	6.6	2.2	3	.	9.0	7.5	.	1.2	1.0	.	3.8	3.45	.	3.75	3.1	0.25±0.03	sel. Au	CuFe2	530-570	.	1.0-1.5	.	UNSEALED	2	15493008	(2) 15493009	02	11JA06
																			0.15±0.02	-	X10CrNiS18 9	1500-1650					1	15432206			
2.6	0.2	19.8	0.3	6.6	2.2	3	.	7.7	5.55	.	1.15	0.85	.	3.3	2.6	.	3.1	2.4	0.25±0.03	sel. Au	CuFe2	530-570	.	0.5-1.0	.	UNSEALED	2	15493006	(2) 15493007	02	11JA06
																			0.15±0.02	-	X10CrNiS18 9	1500-1650					1	15432206			
3.5	0.2	19.8	0.3	5.7	2.0	2.5	.	5.5	3.8	.	0.8	0.65	.	2.3	1.7	.	2.3	1.8	0.25±0.03	sel. Au	CuFe2	530-570	.	0.22-0.35	.	UNSEALED	2	15493004	(2) 15493005	02	11JA06
																			0.15±0.02	-	X10CrNiS18 9	1500-1650					1	15432206			
2.6	0.2	19.8	0.3	6.6	1.6	3	.	8.35	5.8	.	1.15	0.85	.	3.7	2.6	.	3.4	2.4	0.25±0.03	sel. Au	CuFe2	530-570	.	0.35+0.35 / 0.5+0.5	.	UNSEALED	2	15493010	(2) 15493011	02	11JA06
																			0.15±0.02	-	X10CrNiS18 9	1500-1650					1	15432206			
2.6	0.2	19.8	0.3	6.6	2.2	3	.	9.0	7.5	.	1.2	1.0	.	3.8	3.45	.	3.75	3.1	0.25±0.03	fSn3	CuNi1,5Si1	580-650	.	1.0-1.5	.	UNSEALED	2	13740306	13740312 (4)	01	12JA08
																			0.15±0.02	-	X10CrNiS18 9	1500-1650					1	15432206			
2.6	0.2	19.8	0.3	6.6	2.2	3	.	7.7	5.55	.	1.15	0.85	.	3.3	2.6	.	3.1	2.4	0.25±0.03	fSn3	CuNi1,5Si1	580-650	.	0.5-1.0	.	UNSEALED	2	13740315	13740311 (4)	01	12JA08
																			0.15±0.02	-	X10CrNiS18 9	1500-1650					1	15432206			
3.5	0.2	19.8	0.3	5.7	2.0	2.5	.	5.5	3.8	.	0.8	0.65	.	2.3	1.7	.	2.3	1.8	0.25±0.03	fSn3	CuNi1,5Si1	580-650	.	0.22-0.35	.	UNSEALED	2	13740304	13740310 (4)	01	12JA08
																			0.15±0.02	-	X10CrNiS18 9	1500-1650					1	15432206			
2.6	0.2	19.75	0.3	6.25	1.5	3.25	.	4	3.5	0.5	0.75	0.5	1.5	1.75	1.6	1.5	1.8	1.6	0.25±0.03	fSn3	CuFe2	530-570	.	0.08-0.18	.	UNSEALED	2	13819150	13819159 (5)	01	16FE10
																			0.15±0.02	-	X10CrNiS18 9	1500-1650					1	15432206			
2.6	0.2	19.8	0.5 ⚠	6.6	2.2	3	.	9.0	7.5	.	1.2	1.0	.	3.8	3.45	.	3.75	3.1	0.25±0.03	fSn3	CuFe2	530-570	.	1.0-1.5	.	UNSEALED	2	33213533	33213536 (5)	02	01AP16
																			0.15±0.02	-	X10CrNiS18 9	1500-1650					1	33279564 (5)			
2.6	0.2	19.8	0.5 ⚠	6.6	2.2	3	.	7.7	5.55	.	1.15	0.85	.	3.3	2.6	.	3.1	2.4	0.25±0.03	fSn3	CuFe2	530-570	.	0.5-1.0	.	UNSEALED	2	33213531	33213534 (5)	02	01AP16
																			0.15±0.02	-	X10CrNiS18 9	1500-1650					1	33279564 (5)			
3.5	0.2	19.8	0.5 ⚠	5.7	2.0	2.5	.	5.5	3.8	.	0.8	0.65	.	2.3	1.7	.	2.3	1.8	0.25±0.03	fSn3	CuFe2	530-570	.	0.22-0.35	.	UNSEALED	2	33213532	33213535 (5)	02	01AP16
																			0.15±0.02	-	X10CrNiS18 9	1500-1650					1	33279564 (5)			

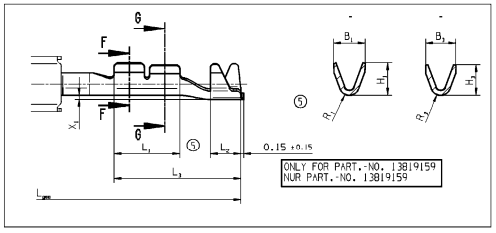


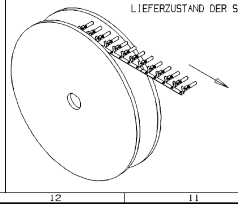


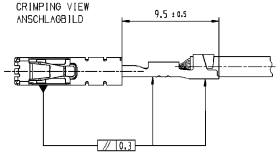












NOTES

- MAX. MATING FORCE MEASURED WITH GAUGE PIN (STEEL, POLISHED) (NOT FOR PN 33213534 / 35 / 36) 1.5 x 0.6mm (PART-NR. 10803465) : 5.5 N 1.5 x 0.8mm (PART-NR. 10757844) : 7.0 N
- MAX. MATING FORCE MEASURED WITH GAUGE PIN (STEEL, POLISHED) (5) (ONLY FOR PN 33213534 / 35 /36) 1.5 x 0.8mm (PART-NR. 10757844) : 3.5 N
- CRIMP MANUFACTURING PARAMETERS AND TOOLING ACCORDING TO DELPHI-SPECIFICATION
- MAX. AXIAL MOVEMENT 0.1mm BETWEEN SLEEVE AND BODY TERMINAL

⚠ ONLY FOR 0,8MM MALE TAB THICKNESS (5)

BEMERKUNG

- MAX. STECKKRAFT GEMESSEN MIT PRUEFSTIFT (STAHL, POLIERT) (NICHT FUER PN 33213534 / 35 /36) 1.5 x 0.6mm (PART-NR. 10803465) : 5.5 N 1.5 x 0.8mm (PART-NR. 10757844) : 7.0 N
- MAX. STECKKRAFT GEMESSEN MIT PRUEFSTIFT (STAHL, POLIERT) (5) (NUR FUER PN 33213534 / 35 /36) 1.5 x 0.8mm (PART-NR. 10757844) : 3.5 N
- CRIMPVERARBEITUNGSPARAMETER UND WERKZEUGE GEMAESS DELPHI-SPECIFICATION
- MAX. AXIALES SPIEL 0.1mm ZWISCHEN UEBERFEDER UND BASISTEIL

⚠ NUR FUER 0,8MM STIFTDICKE (5)

DIMENSIONAL RANGE (MM) NENNMASSBEREICH (MM)		
FROM	0	>12
TO	12	
TOLERANCE UNLESS OTHERWISE SPECIFIED ALLGEMEINTOLERANZEN	±0.1	±0.2
ANGULAR TOLERANCE ± 2° WINKELTOLERANZ ± 2°		

ZONE	CHG STATUS REV	W/P/CHG	REVISION HISTORY	DATE	NAME	CHECK	STCHK
	01	-	INITIAL RELEASE ERSTAUSG.	200C02	WIRTH	CVASA	R.WIS.
H10	02	-	7.3 INS 7.8 7.4 INS 7.8				
H10		-	5.55 INS 5.8 5.55 INS 5.8				
B4		-	PART-NO. 15493009 AND 3007 ADDED PART-NO. 15493005 UND 3007 ZUGEFUEGT				
B4		-	PART-NO. 15493005 AND 3011 ADDED PART-NO. 15493005 UND 3011 ZUGEFUEGT				
F8	AA	-	DIM. 1.1 +/-0.1 INS 1.1 +0.1 MASS 1.1 +/-0.1 INS 1.1 +0.1				
E7	AB	-	DIM. 2.7 +0.07/-0.1 INS 2.7 +/-0.03 MASS 2.7 +/-0.03 INS 2.7 +/-0.03				
C11	AC	-	DIM. 7.4 +0.15/-0.1 INS 7.4 +0.1/-0.05 MASS 7.4 +0.15/-0.1 INS 7.4 +0.1/-0.05				
F7	AD	-	DIM. 2.7 +0.07/-0.1 INS 2.7 +/-0.05 MASS 2.7 +0.07/-0.1 INS 2.7 +/-0.05				
E7	AE	-	DIM. 2.1 +0.07/-0.1 INS 2.1 +/-0.05 MASS 2.1 +0.07/-0.1 INS 2.1 +/-0.05				
F7	AF	-	DIM. 1.8 +0.15/-0.3 INS 1.8 +0.1/-0.8 MASS 1.8 +0.15/-0.3 INS 1.8 +0.1/-0.8	30MR05	WIRTH	CVASA	R.WIS.
F11	03	-	GUIDE REVISED LEITFEDER AENDERT	11JA06	WIRTH	CVASA	M.SKR.
B4	04	-	PART-NO. 13740312 ADDED PART-NO. 13740312 ZUGEFUEGT				
B4		-	PART-NO. 13740311 ADDED PART-NO. 13740311 ZUGEFUEGT				
F4		-	PART-NO. 13740306 ADDED PART-NO. 13740306 ZUGEFUEGT	15OC09	A.SEN	WIRTH	SYS
F4	05	-	PART-NO. 13819159 ADDED PART-NO. 13819159 ZUGEFUEGT				
C5		-	ITEM FOR PART-NR. 13819159 ADDED ARTIKEL FUER PART-NR. 13819159 HINZU				
E7	05	-	DIM. 2.1 +0.07/-0.1 CORRECTED MASS 2.1 +0.07/-0.1 KORRIGIERT	10FE11	A.SEN	WIRTH	SYS
C6	05	AA	L1.13 CORRECTED L1.13 KORRIGIERT	22AP14	K.WIR	R.GUT.	SYS
F3		AB	PART-NO. 33213534 / 35 / 36 ADDED PART-NO. 33213534 / 35 / 36 ZUGEFUEGT	13819150	A.SEN	WIRTH	SYS
A5		AC	NOTE 8(4) WITHM FORCE ... ADDED BEMERKUNG MAX. STECKKRAFT ... HINZU	16FE10			
C12		AD	SURFACE FOR IDENTIFICATION ADDED OBERFLAECHE FUER IDENTIFIZIERUNG HINZU				
E7		AE	DIM 8 ADDED MASS 8 HINZU				
A5		AF	NOTE ONLY FOR 0,8MM ... ADDED BEMERKUNG NUR FUER 0,8MM ... HINZU	11ND14	K.WIR	R.GUT.	SYS
F4		AG	PART-NO. 33279564 INS 15432206 TEILENR. 33279564 INS 15432206	01AP16	K.WIR	R.GUT.	SYS
C11		AH	NOTE 1 IDENTIFICATION HOLE ... ADDED BEMERKUNG KENNZEICHNUNGSLOCH ... HINZU				

SCALE/MASSSTAB 1:1



SCALE/MASSSTAB 5:1

COPYING OF THIS DOCUMENT, AND GIVING IT TO OTHERS AND THE USE OR COMMUNICATION OF THE CONTENTS THEREOF, ARE FORBIDDEN WITHOUT EXPRESS AUTHORITY. OFFENDERS ARE LIABLE TO THE PAYMENT OF DAMAGES. ALL RIGHTS ARE RESERVED IN THE EVENT OF THE GRANT OF A PATENT OR THE REGISTRATION OF A UTILITY MODEL OR DESIGN.
WEITERGABE SOWIE VERVIELFÄLTIGUNG DIESER UNTERLAGE, VERWERTUNG UND MITTEILUNG IHRES INHALTS IST NICHT GESTATTET, SOWEIT NICHT AUSDRÜCKLICHE ZUGESTANDEN. ZUWIDERHANDLUNGEN VERPFLICHTEN ZU SCHADENERSATZ. ALLE RECHTE FUER DEN FALL DER PATENTERTEILUNG ODER GEBRAUCHSMUSTEREINTRAGUNG VORBEHALTEN.

CAD DRAWING

DELPHI
D - 42119 WUPPERTAL

	DATE	NAME
DRAWN/BEARB.	10OC02	WIRTH
CHECKED/PRUEF.	14OC03	CVASA
APPROVED/GENEHM.	11JA06	R.WIS.

VOLUME / WEIGHT (CMT) / (GM)

MATERIAL/ WERKSTOFF SEE CHART / SIEHE TABELLE

TITLE/BEZEICHNUNG

CTS 1.5 MM
COMPACT TERMINAL SYSTEM 1.5: UNSEALED
CTS 1.5 MM
COMPAKT TERMINAL SYSTEM 1.5: UNGEDICHTET

PROJECTION	DRAWING-NO./	PAGE - FROM	STATUS	SCALE/MASSSTAB
	15432239	01 - 01	KZUS	10:1 (1:1)(5:1)

REPLACEMENT FOR/ERSATZ FUER | DRAWING-REF./ NEUZEICHNUNGS-/TEIL-NR / ID | FORMAT A1

CONTROLLED DOCUMENTS ARE ONLY AVAILABLE ON THE SERVER

DELPHI