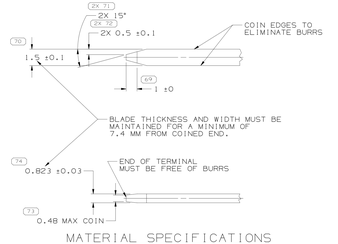

MATERIAL SPECIFICATIONS

RECOMMENDED

BASE METAL - CDA-210, GILDING, EXTRA SPRING TEMPER

PLATING - 0.005±0.0025 MM THICK TIN

MINIMUMS

ELECTRICAL CONDUCTIVITY - ≥ 20% IACS AT 20°C. USE OF A MATERIAL WITH CONDUCTIVITY < 20% IACS MUST BE APPROVED BY APTIV MATERIALS ENGINEERING.

TENSILE STRENGTH - 407 MPa

PLATING - FOR LOW ENERGY (≤5v) AND NON-PASSENGER COMPARTMENT POWER CIRCUITS, 0.005±0.0025 MM THICK TIN. FOR MATERIALS CONTAINING 10% OR MORE ZINC, AN UNDERPLATE OF COPPER 0.005±0.0025 MM THICK IS REQUIRED.

MATING BLADE INFORMATION

SCALE 8:1

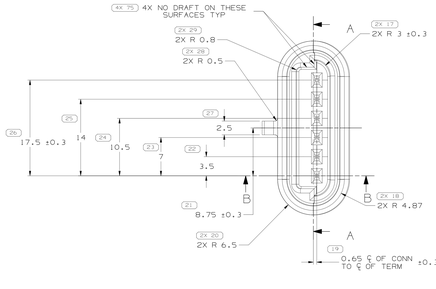

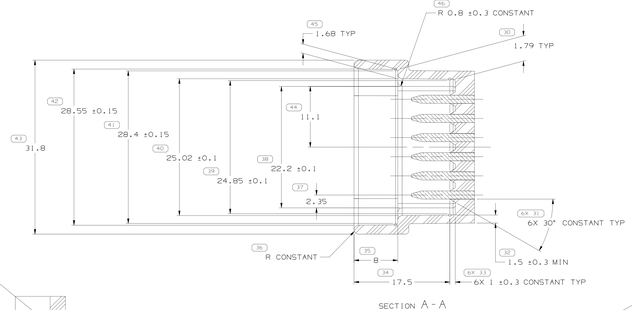

SECTION A-A

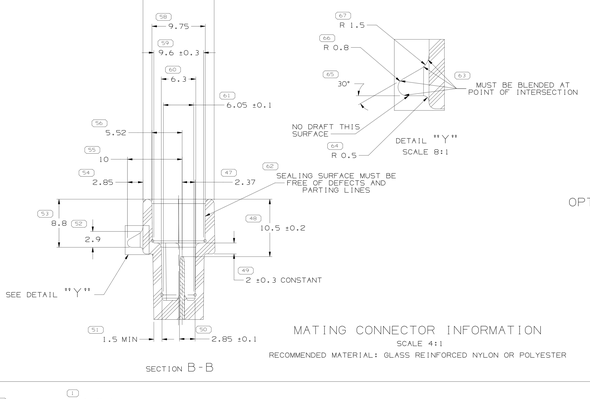

SECTION B-B

MATING CONNECTOR INFORMATION

SCALE 4:1

RECOMMENDED MATERIAL: GLASS REINFORCED NYLON OR POLYESTER

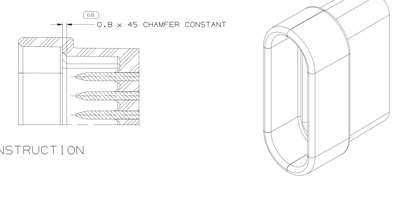

OPTIONAL CONSTRUCTION

NOTES

1. UNLESS OTHERWISE SPECIFIED AND/OR INDICATED:
   DIMENSIONS ARE TO FACE OF VIEW SHOWN AND AUTOMATICALLY ROUNDED BY COMPUTER FOR INSPECTION. (SEE 3D MODEL FOR PRECISE DIMENSIONS.) FOR ALL OTHER DIMENSIONS NOT SHOWN BUT REQUIRED FOR TOOL BUILD, SEE 3D MODEL FOR PRECISE TOOL PATH DATA.
   ALL RADII 0.4
   1° DRAFT ON ALL OUTSIDE SURFACES
2. WHEN USING THIS INFORMATION FOR A NEW DESIGN, REQUEST THE LATEST COPY OF THIS PRINT FROM APTIV

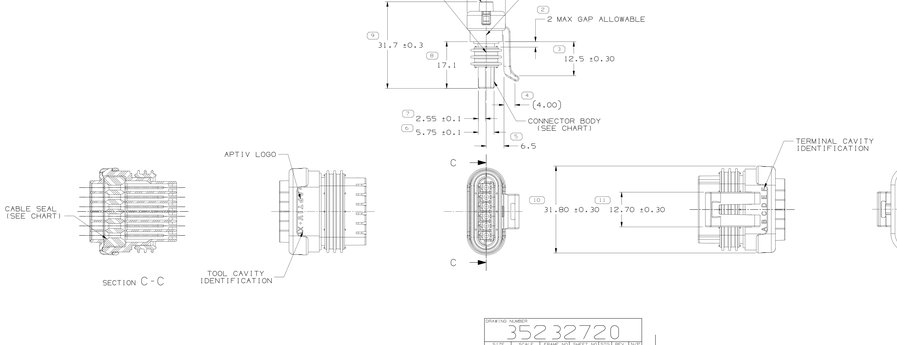

NOTES

1. UNLESS OTHERWISE SPECIFIED AND/OR INDICATED:
   DIMENSIONS ARE TO FACE OF VIEW SHOWN AND AUTOMATICALLY ROUNDED BY COMPUTER FOR INSPECTION. (SEE 3D MODEL FOR PRECISE DIMENSIONS.) FOR ALL OTHER DIMENSIONS NOT SHOWN BUT REQUIRED FOR TOOL BUILD, SEE 3D MODEL FOR PRECISE TOOL PATH DATA.
2. CAVITIES TO ACCEPT 12124075 TERMINAL OR EQUIVALENT.
3. WHEN PARTS ARE SHIPPED THEY MUST BE PACKED IN PLASTIC BAGS OR SHIPPING CONTAINERS MUST BE LINED WITH PLASTIC LINERS. BAGS MUST BE SEALED TO AVOID FOREIGN MATTER.
4. FOR LEAD LENGTH CALCULATIONS, DISTANCE FROM MATING END OF CONNECTOR TO FRONT OF CABLE CORE IS 10.15 7.05.
5. SEALING CODE 3.

SYMBOL DEFINITION		
A DIMENSION WITHOUT AN INSPECTION REPORT SYMBOL DOES NOT REQUIRE INSPECTION. IT MAY BE CONTROLLED ON THE INDIVIDUAL COMPONENT DRAWING.	TOTAL NO. OF INSPECTIONS REQUIRED	95
	LAST NO. USED	75

MISSING SYMBOLS: NO MISSING SYMBOL NUMBER

DWG STATUS				ZONE	REVISION HISTORY	AUTH	DR	APVD	APVD
DATE	SUB	REV	APP	DWG					
130018	R	01	-	--	INITIAL RELEASE		KAV	VLJ	THU

℄	LINE DRAWN THROUGH A PART NUMBER INDICATES THAT PHYSICAL PARTS ARE NOT AVAILABLE FOR ORDERING. PART NUMBERS THAT DO NOT HAVE A LINE PRESENT INDICATE THAT PHYSICAL PARTS ARE AVAILABLE FOR ORDERING. CONTACT APTIV SALES TO ASSURE AVAILABILITY OF PARTS.	
DWG TYPE	CUSTOMER PART DRAWING	
STYLE		
VOLUME CM³	5.985	SYSTEM UNIT
UNLESS OTHERWISE SPECIFIED		
THIS DOCUMENT IS IN ACCORDANCE WITH ASME Y14.5M-1994 UNLESS OTHERWISE SPECIFIED. DIMENSIONS ARE TO TOLERANCE MAXIMUM MATERIAL. SEPARATE FITTING OF FEATURES MAY BE GAGED SEPARATELY REGARDLESS OF DATUM REFERENCE.		
ALL DIMENSIONS ARE IN MILLIMETERS		
⟨ S ⟩ PROCESS SENSITIVE DIMENSION		
DIMENSIONS ENCLOSED IN ( ) INDICATE REFERENCE DIMENSIONS AND NO TOLERANCE INFORMATION IS REQUIRED.		
SURFACE FINISH: 125 µm		
FINISH: 30	60	90
TYP: 20	30	40
TOLERANCE UNLESS OTHERWISE SPECIFIED		
ANGULAR: ±1°		
THREE PLACE DECIMAL: ±0.127		
TWO PLACE DECIMAL: ±0.25		
ONE PLACE DECIMAL: ±0.5		

REFERENCE:	12162264-CUS01-S01		
THIRD ANGLE PROJECTION	DO NOT SCALE	USE MATH DATA	NX

APTIV	CONNECTION SYSTEMS	Chennai, India

COPYRIGHT 2018 APTIV. ALL RIGHTS RESERVED.
THIS DRAWING IS THE PROPERTY OF APTIV AND CONTAINS APTIV CONFIDENTIAL INFORMATION. THE INFORMATION CONTAINED HEREIN OR UTILIZATION OF THIS DOCUMENT OR ITS RELATED CAD MATH DATA, MAY NOT BE COMMUNICATED OR ANY CONTENTS TO CONSUMER, WITHOUT EXPRESS AUTHORIZATION, IS PROHIBITED.

		DATE
DR		
APVD1	M.VIJAY BABU	130018
APVD2	THULASIRAMAN.S	130018
APVD3	ANUP.S	130018
APVD4		
APVD5		
	SUBSTANCES OF CONCERN AND RECYCLED CONTENT PER APTIV (DRAFTED)	
MATERIAL:	SEE PART DWG	
DRAWING NAME	TAXI ASM CONN 6 F M/P 150.2 SLD COUPLING	
DRAWING NUMBER	35232720	
SIZE: A1x3	SCALE: 2:1	SHEET 1 OF 2
SHEET 1 OF 1	R	01

DRAWING NUMBER	SCALE	FORMAT SIZE	SHEET NO.	SHEET QTY.	REV	NOTE
35232720	2:1	A1x3	2 OF 2	1 OF 1	R	01 -

35232722	01	6	NONE	35230805	12059226	12124038 - LT. GRAY	35230807
35232721	01	6	NONE	35230805	12059226	12084419 - TAN	35230807
35230808	01	6	NONE	35230805	12059226	12052929 - GREEN	35230807
ASSEMBLY PART NO	REV.	# OF AVAL CAVITIES	CAVITIES BLOCKED	CONNECTOR BODY	CONNECTOR SEAL	CABLE SEAL PART NO. & COLOR	REAR GRID

35232720

Copyright © 2018 Aptiv
Date: 12-Jan-19 Time: 12:46:41
Sheet: 1 of 1
Page: 1 of 1
Aptiv Connection Systems
Chennai, India