SYMBOL DEFINITION		
A DIMENSION WITHOUT AN INSPECTION REPORT SYMBOL (*) DOES NOT REQUIRE INSPECTION. IT MAY BE CONTROLLED ON THE INDIVIDUAL COMPONENT DRAWING.	TOTAL NO. OF INSPECTIONS REQUIRED	17
	LAST NO. USED	17

MISSING SYMBOLS
NO MISSING SYMBOL NUMBER

CAD STATUS				REVISION HISTORY	ECN	DR	APVD
DATE	DESIGN	CHECK	APVD				
02FEB21	R	D1		ALL PARTS - RELEASED PART DRAWING.	559561	DSGM	KJD

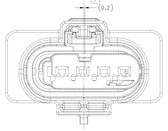

TYPE 102
SAME AS TYPE 101
EXCEPT AS SHOWN

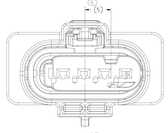

TYPE 107
SAME AS TYPE 101
EXCEPT AS SHOWN

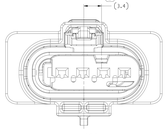

TYPE 103
SAME AS TYPE 101
EXCEPT AS SHOWN

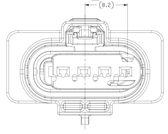

TYPE 108
SAME AS TYPE 101
EXCEPT AS SHOWN

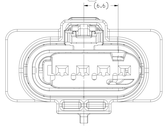

TYPE 104
SAME AS TYPE 101
EXCEPT AS SHOWN

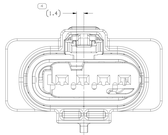

TYPE 105
SAME AS TYPE 101
EXCEPT AS SHOWN

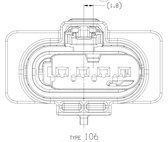

TYPE 106
SAME AS TYPE 101
EXCEPT AS SHOWN

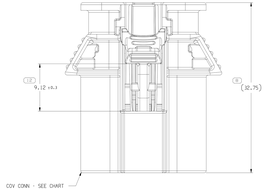

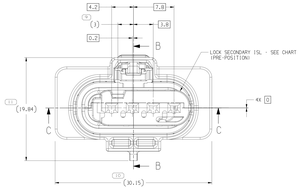

TYPE 101

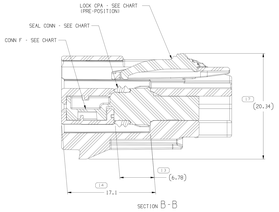

SECTION B-B

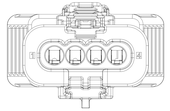

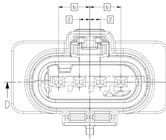

SECTION D-D
DELIVERY CONDITION TO
VEHICLE PLANT
ISL FINAL POSITION AFTER TERMINALS

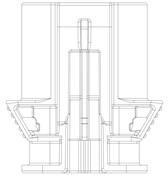

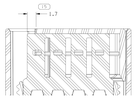

SECTION C-C
DELIVERY CONDITION TO
WIRE ASSEMBLY PLANT
ISL PRE-STAGED POSITION BEFORE TERMINALS

NOTES

1. UNLESS OTHERWISE SPECIFIED AND/OR INDICATED:

   DIMENSIONS ARE TO FACE OF VIEW SHOWN AND AUTOMATICALLY ROUNDED BY COMPUTER FOR INSPECTION (SEE MATH MODEL FOR PRECISE DIMENSIONS). FOR ALL OTHER DIMENSIONS NOT SHOWN BUT REQUIRED FOR TOOL BUILD, SEE MATH MODEL FOR PRECISE TOOL PATH DATA.

2. THIS PRODUCT IS NOT CATEGORIZED AS AN APPEARANCE ITEM. MINOR COSMETIC ITEMS SUCH AS SCUFFS, SCRATCHES, DENTS, DISCOLORATION OR BLEMISHES, OR MOLDING, AND SOFT FLASH THAT DO NOT AFFECT THE FIT, FORM, OR FUNCTION OF THE PART ARE PERMISSIBLE PER ENAP,4-3.CS.01.EN.

3. FOR APPLICATION DATA SEE THE INDIVIDUAL APPLICATION DRAWINGS.

4. FORCE TO INSERT CONN F TO COV CONN: 75N MAX.

PART NO	REV	N/P	TYPE	USCAR INDEX KEY	COV CONN	CONN F	LOCK SECONDARY ISL	SEAL CONN	LOCK CPA
35748662	01	-	108	H	35748665	35.96127	35.98773	35.97925	35.74732L
35748661	01	-	107	G	35748665	35.96127	35.98771	35.97925	35.74732L
35748657	01	-	106	F	35748665	35.96127	35.98770	35.97925	35.74732L
35748655	01	-	105	E	35748665	35.96127	35.98769	35.97925	35.74732L
35748654	01	-	104	D	35748665	35.96127	35.98768	35.97925	35.74732L
35748653	01	-	103	C	35748665	35.96127	35.98767	35.97925	35.74732L
35748652	01	-	102	B	35748665	35.96127	35.98766	35.97925	35.74732L
35748651	01	-	101	A	35748665	35.96127	35.98764	35.97925	35.74732L

DIMENSIONAL TOLERANCE UNLESS OTHERWISE SPECIFIED					
DIM	+/-	DIM	+/-	DIM	+/-
1 DP	0.25	2 DP	0.10	3 DP	0.05
ANGLE	0.5°	ANGLE	0.25°	ANGLE	0.1°

ANGULAR DEFORMATION			
1 DP	0.25°	2 DP	0.10°
3 DP	0.05°	ANGLE	0.1°

SURFACE ROUGHNESS	
125	3.2

(★) PRESS SENSITIVE DIMENSION
DIMENSION ENCLOSED IN A PRESSURE SENSITIVE AREA MUST BE CONTROLLED TO THE NOMINAL VALUE.

THIRD ANGLE PROJECTION

SQ NOT SHOWN AT AND 90° TO

NX

PRODUCT DEFINITION
PART DRAWING

APPVD	ESTEFANY GONZALEZ	02FEB21
APPVD	MARTIN LOPEZ-REYNA	02FEB21
APPVD	DYLAN BERTRICK	02FEB21

MATERIAL
SEE CHART

FINISH
SEE CHART

DRAWING TITLE
TAX1 XSM CONN 4 F CTS (20 SLD

DRAWING NUMBER
35748642

SCALE 1:1 | SHEET 1 OF 2 | SIZE A1x4 | REV D1

APTIV
CONNECTION SYSTEMS
BERRYS, UK

COPYRIGHT 2021 APTIV. ALL RIGHTS RESERVED.

THIS DRAWING, INCLUDING THE INFORMATION, DESIGN(S) AND/OR DATA CONTAINED THEREIN, IS THE PROPERTY OF APTIV AND SHALL NOT BE REPRODUCED OR COPIED IN WHOLE OR IN PART, NOR DISCLOSED TO ANY OTHER PARTY OR USED FOR ANY PURPOSE OTHER THAN THE ORIGINAL PURPOSE FOR WHICH IT IS LOANED, WITHOUT EXPRESS WRITTEN AUTHORIZATION, OR PRIOR CONTRACT.

35748642

Page 1 of 2

Date: 2021-02-02

Time: 15:15:11

Filename: 35748642_D1.pdf

Generated by Creo Parametric 5.0.7.0 build M010